





2009 Coupe Internationale

Meet Results

Women

Competition III

Thursday, March 5

Rank	Num	Name	Country					AA
1	476	Elizabeth Price	USA	Diff: 5.800 Exec: 8.650 ND: Final: <u>14.450</u> Place: 1	5.200 7.650 <u>12.850</u> 1	5.400 7.950 <u>13.350</u> 2	5.000 8.200 -0.400 <u>12.800</u> 9	53.450 1
2	475	Madeline Hanley	USA	Diff: 4.400 Exec: 8.450 ND: Final: <u>12.850</u> Place: 19	4.700 7.450 <u>12.150</u> 7	5.100 8.025 <u>13.125</u> 5	5.200 8.550 <u>13.750</u> 1	51.875 2
3	41	Anna Gamelo	CAN	Diff: 4.700 Exec: 8.800 ND: Final: <u>13.500</u> Place: 5	3.900 7.925 <u>11.825</u> 10	5.000 7.950 <u>12.950</u> 7	4.500 8.625 <u>13.125</u> 4	51.400 3
4	95	Miranda Meyer	CAN	Diff: 5.000 Exec: 8.600 ND: Final: <u>13.600</u> Place: 8T	3.300 7.900 <u>11.200</u> 15	5.700 7.625 <u>13.325</u> 3	5.000 7.525 <u>12.525</u> 14	50.650 4
5	477	Morgan Steigerwalt	USA	Diff: 5.000 Exec: 8.750 ND: Final: <u>13.750</u> Place: 3T	4.600 6.650 <u>11.250</u> 14	5.100 7.625 <u>12.725</u> 8	4.900 7.975 <u>12.875</u> 7T	50.600 5
6	94	Kristin Klarenbach	CAN	Diff: 4.600 Exec: 8.950 ND: Final: <u>13.550</u> Place: 10T	3.600 7.550 <u>11.150</u> 16	4.900 7.750 <u>12.650</u> 9	5.000 8.100 <u>13.100</u> 5	50.450 6
7	44	Sabrina Gill	CAN	Diff: 4.400 Exec: 8.950 ND: Final: <u>13.350</u> Place: 6	4.400 7.975 <u>12.375</u> 5	5.000 7.475 <u>12.475</u> 12	4.700 7.825 -0.300 <u>12.225</u> 18	50.425 7
8	1	Emily Little	AUS	Diff: 5.300 Exec: 7.600 ND: Final: <u>12.900</u> Place: 18	4.800 7.175 <u>11.975</u> 9	5.200 7.100 <u>12.300</u> 13	4.900 7.450 <u>12.350</u> 15	49.525 8
9	428	Jimena Lopez	CAN	Diff: 4.600 Exec: 8.550 ND: Final: <u>13.150</u> Place: 12T	4.100 7.000 <u>11.100</u> 17	4.000 7.975 <u>11.975</u> 17	4.700 8.075 <u>12.775</u> 10	49.000 9





2009 Coupe Internationale

Meet Results

Women

Competition III

Thursday, March 5

Rank	Num	Name	Country					AA
10	268	Catherine Dion	CAN	Diff: 5.000 Exec: 8.450 ND: . Final: 13.450 Place: 15	4.100 6.100 . 10.200 20T	5.000 7.250 . 12.250 14T	4.900 7.650 . 12.550 13	48.450 10
11	45	Sky Corbet-Methot	CAN	Diff: 5.000 Exec: 8.850 ND: . Final: 13.850 Place: 2	4.200 5.850 . 10.050 22	5.000 8.075 -0.100 12.975 6	4.900 6.375 . 11.275 26	48.150 11
12	430	Chloe Turko	AUS	Diff: 4.000 Exec: 8.700 ND: . Final: 12.700 Place: 20	4.900 6.375 . 11.275 13	5.200 6.300 . 11.500 23	4.500 8.100 . 12.600 12	48.075 12
13	32	Jessica Dowling	CAN	Diff: 4.200 Exec: 8.000 ND: . Final: 12.200 Place: 26	4.300 6.050 . 10.350 19	5.100 7.525 . 12.625 10	4.600 8.275 . 12.875 7T	48.050 13
14	227	Bianca Dancose-Giambatti	CAN	Diff: 4.400 Exec: 8.550 ND: . Final: 12.950 Place: 17	5.200 7.600 . 12.800 2	5.200 5.750 . 10.950 25	4.600 7.175 -0.600 11.175 27	47.875 14
15	492	Léa Kemayou	FRA	Diff: 4.400 Exec: 8.750 ND: . Final: 13.150 Place: 12T	5.300 7.050 . 12.350 6	5.100 5.350 . 10.450 28	4.600 7.600 -0.300 11.900 21T	47.850 15
16	431	Georgia Wheeler	AUS	Diff: 4.600 Exec: 9.150 ND: . Final: 13.750 Place: 3T	3.800 6.925 . 10.725 18	3.600 8.275 . 11.875 18	4.600 7.125 -0.300 11.425 25	47.775 16
17	110	Dominique Nadeau	CAN	Diff: 5.000 Exec: 8.350 ND: -0.500 Final: 12.850 Place: 16	4.500 7.550 . 12.050 8	4.100 6.825 . 10.925 26	4.700 7.200 . 11.900 21T	47.725 17
18	429	Amelia McGrath	AUS	Diff: 4.000 Exec: 8.300 ND: . Final: 12.300 Place: 25	2.900 6.825 . 9.725 24	5.100 7.250 -0.100 12.250 14T	4.800 8.625 . 13.425 3	47.700 18





2009 Coupe Internationale

Meet Results

Women

Competition III

Thursday, March 5

Rank	Num	Name	Country					AA
19	478	Loes Linders	NED	Diff: 5.000 Exec: 8.000 ND: . Final: 13.000 Place: 27	3.400 6.800 . 10.200 20T	5.000 6.750 . 11.750 19T	4.000 8.250 . 12.250 17	47.200 19
20	575	Britt Reusche Lari	PER	Diff: 4.200 Exec: 8.350 ND: . Final: 12.550 Place: 21T	3.500 6.300 . 9.800 23	4.800 6.775 . 11.575 21T	4.600 8.475 . 13.075 6	47.000 20
21	496	Typhaine Pompilio	FRA	Diff: 4.400 Exec: 8.850 ND: . Final: 13.250 Place: 8T	4.000 4.500 . 8.500 26	4.900 8.350 . 13.250 4	5.000 7.250 -0.300 11.950 20	46.950 21
22	497	Julie Pennachio	FRA	Diff: 4.000 Exec: 8.400 ND: . Final: 12.400 Place: 24	4.200 7.450 . 11.650 11	4.900 6.075 . 10.975 24	4.600 7.575 -0.300 11.875 23	46.900 22
23	43	Mikaela Gerber	CAN	Diff: 4.000 Exec: 8.550 ND: . Final: 12.550 Place: 21T	4.000 3.700 . 7.700 27	4.400 8.200 -0.100 12.500 11	4.900 8.675 . 13.575 2	46.325 23
24	491	Leslie Garreau	FRA	Diff: 4.400 Exec: 8.850 ND: -0.100 Final: 13.150 Place: 12T	4.400 4.325 . 8.725 25	3.400 8.350 . 11.750 19T	4.400 7.925 . 12.325 16	45.950 24
25	31	Emily Bigras	CAN	Diff: 4.000 Exec: 7.000 ND: -0.100 Final: 10.900 Place: 28	4.500 6.950 . 11.450 12	4.600 6.250 . 10.850 27	4.500 7.900 -0.300 12.100 19	45.300 25
26	37	Cynthia Lemieux	CAN	Diff: 4.600 Exec: 8.800 ND: . Final: 13.400 Place: 10T	5.300 7.275 . 12.575 4	5.600 8.175 . 13.775 1	0.000 0.000 . 0.000 30*	39.750 26
27	495	Aur�lie Orivelle	FRA	Diff: 4.600 Exec: 8.700 ND: . Final: 13.300 Place: 7	0.000 0.000 . 0.000 28*	4.200 7.875 . 12.075 16	4.600 7.475 -0.300 11.775 24	37.150 27





2009 Coupe Internationale

Meet Results

Women

Competition III

Thursday, March 5

Rank	Num	Name	Country					AA
28	326	Mélissa Fontaine	CAN	Diff: 0.000	0.000	4.600	4.400	
				Exec: 0.000	0.000	6.975	8.225	
				ND: <u>0.000</u>	<u>0.000</u>	<u>11.575</u>	<u>12.625</u>	24.200
				Place: 29*	28*	21T	11	28
29	540	Ashley Quinton	CAN	Diff: 5.000	0.000	0.000	4.700	
				Exec: 7.500	0.000	0.000	5.725	
				ND: <u>12.500</u>	<u>0.000</u>	<u>0.000</u>	<u>-0.100</u>	22.825
				Place: 23	28*	30*	28	29
30	488	Sandra Collantes	PER	Diff: 0.000	0.000	4.700	3.900	
				Exec: 0.000	0.000	5.700	5.450	
				ND: <u>0.000</u>	<u>0.000</u>	<u>10.400</u>	<u>9.350</u>	19.750
				Place: 29*	28*	29	29	30
31	802	Barbara Gasser	CAN	Diff: 0.000	4.800	0.000	0.000	
				Exec: 0.000	7.900	0.000	0.000	
				ND: <u>0.000</u>	<u>12.700</u>	<u>0.000</u>	<u>0.000</u>	12.700
				Place: 29*	3	30*	30*	31

2009 Internationale + Jr Cup - Finals

Vault Rankings

Women

Competition III

Saturday, March 7

Page: 1
Printed on: 3/7/2009
at: 4:57 PM



Rank	Num	Name	Country	Diff	Exec	ND	Total	Out
1	95	Miranda Meyer	CAN	5.000 4.400	8.900 8.925	-0.1 --	13.562	0.000
2	110	Dominique Nadeau	CAN	5.000 4.400	8.900 8.800	-0.1 --	13.500	0.062
3	37	Cynthia Lemieux	CAN	4.600 4.600	9.100 8.650	-- --	13.475	0.087
4	94	Kristin Klarenbach	CAN	4.600 4.400	8.550 8.600	-- --	13.075	0.487

2009 Internationale + Jr Cup - Finals

Bars Rankings

Women

Competition III

Saturday, March 7

Page: 1
Printed on: 3/7/2009
at: 4:57 PM



Rank	Num	Name	Country	Diff	Exec	ND	Total	Out
1	37	Cynthia Lemieux	CAN	5.300	8.475	..	13.775	0.000
2	227	Bianca Dancose-Giambattisto	CAN	5.200	8.325	..	13.525	0.250
3	476	Elizabeth Price	USA	5.200	7.425	..	12.625	1.150
4	1	Emily Little	AUS	4.700	7.700	..	12.400	1.375
5	802	Barbara Gasser	CAN	4.800	7.325	..	12.125	1.650
6	492	Léa Kemayou	FRA	5.100	7.000	..	12.100	1.675
7	475	Madeline Hanley	USA	4.700	7.200	..	11.900	1.875
8	44	Sabrina Gill	CAN	2.800	5.750	..	8.550	5.225

2009 Internationale + Jr Cup - Finals

Page: 1

Printed on: 3/7/2009

at: 4:57 PM

Beam Rankings

Women

Competition III

Saturday, March 7



Rank	Num	Name	Country	Diff	Exec	ND	Total	Out
1	37	Cynthia Lemieux	CAN	5.600	8.150	..	13.750	0.000
2	476	Elizabeth Price	USA	5.400	8.200	..	13.600	0.150
3	326	Mélissa Fontaine	CAN	5.000	8.125	..	13.125	0.625
4	45	Sky Corbet-Methot	CAN	4.800	8.200	..	13.000	0.750
5	95	Miranda Meyer	CAN	5.600	7.350	..	12.950	0.800
6	41	Anna Gamelo	CAN	4.500	8.050	..	12.550	1.200
7	496	Typhaine Pompilio	FRA	5.200	6.775	..	11.975	1.775
8	475	Madeline Hanley	USA	4.500	6.975	..	11.475	2.275

2009 Internationale + Jr Cup - Finals

Page: 1
Printed on: 3/7/2009
at: 4:57 PM

Floor Rankings

Women

Competition III

Saturday, March 7



Rank	Num	Name	Country	Diff	Exec	ND	Total	Out
1T	477	Morgan Steigerwalt	USA	5.000	8.775	__	13.775	0.000
1T	476	Elizabeth Price	USA	5.100	8.675	__	13.775	0.000
3	43	Mikaela Gerber	CAN	4.900	8.800	__	13.700	0.075
4	429	Amelia McGrath	AUS	5.000	8.450	__	13.450	0.325
5	32	Jessica Dowling	CAN	4.700	8.475	__	13.175	0.600
6	428	Jimena Lopez	CAN	4.800	7.875	-0.1	12.575	1.200
7	575	Britt Reusche Lari	PER	3.900	8.000	-0.3	11.600	2.175
8	41	Anna Gamelo	CAN	4.600	6.750	-0.1	11.250	2.525
9	94	Kristin Klarenbach	CAN	5.100	6.225	-0.1	11.225	2.550





2009 National Pré-Novice Elite

Meet Results

Women

Competition I

Friday, March 6

Rank	Num	Name	Country					AA
1	337	Ivy Lu	CAN	Diff: 8.500 Exec: 7.900 ND: . Final: 16.400 Place: 21	9.900 8.600 . 18.500 2	9.000 9.250 . 18.250 1	9.100 9.000 . 18.100 2	71.250 1
2	236	Rose Kalam Woo	CAN	Diff: 9.500 Exec: 8.950 ND: . Final: 18.450 Place: 5	9.900 8.700 . 18.600 1	9.500 7.400 . 16.900 8	9.000 7.850 . 16.850 8*	70.800 2
3	291	Shallon Olsen	CAN	Diff: 10.000 Exec: 8.700 ND: . Final: 18.700 Place: 2	8.500 8.150 . 16.650 5	9.400 8.550 . 17.950 2	9.000 7.850 . 16.850 8*	70.150 3
4	174	Oleksandra Yermolchuk	CAN	Diff: 8.500 Exec: 8.800 ND: . Final: 17.300 Place: 17	9.200 6.950 . 16.150 6	8.400 9.050 . 17.450 4T	9.600 9.200 . 18.800 1	69.700 4
5	287	Kiara Kallio	CAN	Diff: 10.000 Exec: 8.275 ND: . Final: 18.275 Place: 6T	8.500 7.150 . 15.650 7	9.400 8.050 . 17.450 4T	9.600 7.450 . 17.050 7	68.425 5
6	289	Adele Lefevre	CAN	Diff: 10.000 Exec: 8.625 ND: . Final: 18.625 Place: 3	8.700 6.300 . 15.000 9	9.000 7.800 . 16.800 9	9.000 8.200 . 17.200 5	67.625 6
7	801	Sophie Guindon	CAN	Diff: 9.500 Exec: 9.075 ND: . Final: 18.575 Place: 4	6.500 8.100 . 14.600 11	9.500 6.600 . 16.100 13	9.000 8.750 . 17.750 3	67.025 7
8	285	Erin England	CAN	Diff: 10.000 Exec: 8.250 ND: . Final: 18.250 Place: 8T	6.500 8.350 . 14.850 10	8.500 7.950 . 16.450 11	9.000 7.650 . 16.650 10	66.200 8
9	134	Jenny Roberge	CAN	Diff: 10.000 Exec: 8.275 ND: . Final: 18.275 Place: 6T	9.900 7.350 . 17.250 4	8.750 8.400 . 17.150 7	7.000 6.050 -0.100 12.950 23	65.625 9





2009 National Pré-Novice Elite

Meet Results

Women

Competition I

Friday, March 6

Rank	Num	Name	Country					AA
10	133	Jayce Roberge	CAN	Diff: 10.000 Exec: 8.725 ND: . Final: <u>18.725</u> Place: 1	8.700 6.500 . <u>15.200</u> 8	8.850 7.650 . <u>16.500</u> 10	7.000 7.400 . <u>14.400</u> 20	64.825 10
11	527	Halee Grimsdale	CAN	Diff: 10.000 Exec: 8.225 ND: . Final: <u>18.225</u> Place: 10	6.000 8.000 . <u>14.000</u> 13T	8.000 7.250 . <u>15.250</u> 14	9.500 7.750 . <u>17.250</u> 4	64.725 11
12	332	Kimberly Joseph	CAN	Diff: 8.500 Exec: 8.700 ND: . Final: <u>17.200</u> Place: 18T	9.900 7.650 . <u>17.550</u> 3	7.500 4.650 . <u>12.150</u> 23	9.100 8.000 . <u>17.100</u> 6	64.000 12
13	141	Audrey Gascon-Nepveu	CAN	Diff: 9.500 Exec: 8.650 ND: . Final: <u>18.150</u> Place: 12T	6.900 7.550 . <u>14.450</u> 12	8.500 6.600 . <u>15.100</u> 15	8.000 7.900 . <u>15.900</u> 13	63.600 13
14	305	Rachel Tam	CAN	Diff: 9.500 Exec: 7.900 ND: . Final: <u>17.400</u> Place: 16	6.500 7.000 . <u>13.500</u> 16	9.400 8.300 . <u>17.700</u> 3	9.000 5.700 . <u>14.700</u> 19	63.300 14
15	296	Megan Caines	CAN	Diff: 9.500 Exec: 8.650 ND: . Final: <u>18.150</u> Place: 12T	5.000 7.000 . <u>12.000</u> 21	8.600 7.600 . <u>16.200</u> 12	8.500 8.100 . <u>16.600</u> 11	62.950 15
16	130	Julianne Grondin Nadeau	CAN	Diff: 9.500 Exec: 8.675 ND: . Final: <u>18.175</u> Place: 11	5.000 7.450 . <u>12.450</u> 19	9.000 6.150 -0.100 <u>15.050</u> 16	7.000 8.000 . <u>15.000</u> 16T	60.675 16
17	65	Katrina Schirmaier	CAN	Diff: 8.500 Exec: 8.700 ND: . Final: <u>17.200</u> Place: 18T	6.600 7.050 . <u>13.650</u> 15	7.000 6.300 . <u>13.300</u> 20	9.000 7.150 -0.300 <u>15.850</u> 14T	60.000 17
18	509	Arielle Kernerman	CAN	Diff: 8.500 Exec: 8.125 ND: . Final: <u>16.625</u> Place: 20	7.000 7.000 . <u>14.000</u> 13T	9.000 5.400 . <u>14.400</u> 17	6.000 8.000 -0.100 <u>13.900</u> 21	58.925 18





2009 National Pré-Novice Elite

Meet Results

Women

Competition I

Friday, March 6

Rank	Num	Name						AA
		Country						
19	252	Noémie Forcier-Bhéner CAN	Diff: 8.500 Exec: 7.875 ND: . Final: 16.375 Place: 22	8.500 7.700 5.600 7.000 7.350	7.700 5.600 7.000 13.300 17	7.000 6.100 7.000 13.100 21	8.500 7.350 7.000 15.850 14T	58.625 19
20	529	Mia Hull CAN	Diff: 10.000 Exec: 8.250 ND: . Final: 18.250 Place: 8T	10.000 8.250 5.000 11.400 23	5.000 6.400 7.500 14.050 18*	7.500 6.550 7.500 14.050 18*	7.000 6.800 7.000 13.800 22	57.500 20
21	568	Coral Strugnell CAN	Diff: 10.000 Exec: 8.050 ND: . Final: 18.050 Place: 14	10.000 8.050 7.000 12.100 20	7.000 5.100 5.000 9.950 25	5.000 4.950 5.000 9.950 25	9.000 7.500 9.000 16.500 12	56.600 21
22	251	Charlotte Desrosiers CAN	Diff: 8.500 Exec: 7.300 ND: . Final: 15.800 Place: 24	8.500 7.300 5.500 10.950 24	5.500 5.450 6.100 12.500 22	6.100 6.400 6.100 12.500 22	8.500 6.350 8.500 14.850 18	54.100 22
23	567	Alyssa Balovnev CAN	Diff: 9.500 Exec: 8.375 ND: . Final: 17.875 Place: 15	9.500 8.375 6.000 10.000 25	6.000 4.000 5.000 10.250 24	5.000 5.250 5.000 10.250 24	8.000 7.000 8.000 15.000 16T	53.125 23
24	532	Jessica McMorran CAN	Diff: 8.500 Exec: 7.375 ND: . Final: 15.875 Place: 23	8.500 7.375 5.600 12.500 18	5.600 6.900 7.500 14.050 18*	7.500 6.550 7.500 14.050 18*	4.000 6.400 4.000 10.400 24	52.825 24
25	316	Ann-Sophie Chalifoux CAN	Diff: 0.000 Exec: 0.000 ND: . Final: 0.000 Place: 25*	0.000 0.000 6.000 11.550 22	6.000 5.550 8.900 17.400 6	8.900 8.500 8.900 17.400 6	0.000 0.000 0.000 0.000 25*	28.950 25
26	173	Madeleine Visca CAN	Diff: 0.000 Exec: 0.000 ND: . Final: 0.000 Place: 25*	0.000 0.000 0.000 0.000 26	0.000 0.000 0.000 0.000 26	0.000 0.000 0.000 0.000 26	0.000 0.000 0.000 0.000 25*	0.000 26





2009 National Novice

Meet Results

Women

Competition II / III

Saturday, March 7

Rank	Num	Name	Country					AA
1	34	Victoria Moors	CAN	Diff: 4.400 Exec: 9.300 ND: . Final: 13.700 Place: 3	4.900 8.600 . 13.500 1	5.700 6.550 . 12.250 3	6.600 8.700 -0.300 15.000 1	54.450 1
2	459	Jordyn Pedersen	CAN	Diff: 4.900 Exec: 8.700 ND: . Final: 13.600 Place: 4	4.700 7.300 . 12.000 2	5.900 5.750 . 11.650 8	6.900 7.900 . 14.800 2	52.050 2
3	288	Tiara Kong	CAN	Diff: 5.500 Exec: 8.700 ND: . Final: 14.200 Place: 2	4.600 6.500 . 11.100 5T	5.400 6.600 . 12.000 4	6.700 6.850 . 13.550 7	50.850 3
4	293	Briannah Tsang	CAN	Diff: 5.500 Exec: 8.950 ND: . Final: 14.450 Place: 1	4.500 6.150 . 10.650 10	5.500 6.300 . 11.800 5	6.700 7.100 . 13.800 6	50.700 4
5	284	Nicole Chow	CAN	Diff: 4.100 Exec: 9.200 ND: . Final: 13.300 Place: 5	2.300 9.000 . 11.300 4	5.300 6.450 . 11.750 6	6.700 7.250 . 13.950 5	50.300 5
6	438	Elise Bolger	CAN	Diff: 4.000 Exec: 8.750 ND: . Final: 12.750 Place: 11	2.800 8.800 . 11.600 3	4.600 6.850 . 11.450 9	6.100 8.000 . 14.100 3	49.900 6
7	494	Wendy Lejoyeux	FRA	Diff: 5.100 Exec: 8.150 ND: . Final: 13.250 Place: 6	2.900 7.900 . 10.800 9	4.300 7.400 . 11.700 7	6.400 7.650 0.000 14.050 4	49.800 7
8	463	Annie Sheridan	CAN	Diff: 4.200 Exec: 8.750 ND: . Final: 12.950 Place: 7	3.100 6.950 . 10.050 13	5.400 6.950 . 12.350 2	5.100 7.500 . 12.600 10	47.950 8
9	69	Brielle Wilchuck	CAN	Diff: 4.200 Exec: 8.600 ND: . Final: 12.800 Place: 9T	3.400 7.700 . 11.100 5T	5.200 5.400 . 10.600 13	5.000 8.100 . 13.100 8	47.600 9





2009 National Novice

Meet Results

Women

Competition II / III

Saturday, March 7

Rank	Num	Name	Country					AA
10	490	Sarah line Errin	FRA	Diff: 4.200 Exec: 7.950 ND: -0.100 Final: <u>12.050</u> Place: 16T	3.200 7.700 . <u>10.900</u> 8	5.200 7.800 . <u>13.000</u> 1	4.100 7.450 0.000 <u>11.550</u> 15	47.500 10
11	453	Ashley Nelson	CAN	Diff: 4.000 Exec: 8.850 ND: . Final: <u>12.850</u> Place: 8	2.400 7.900 . <u>10.300</u> 12	4.600 6.750 . <u>11.350</u> 11	5.200 7.750 -0.300 <u>12.650</u> 9	47.150 11
12	138	Cindy Bordeleau	CAN	Diff: 4.000 Exec: 8.500 ND: . Final: <u>12.500</u> Place: 13	2.900 8.050 . <u>10.950</u> 7	5.300 6.100 . <u>11.400</u> 10	4.000 8.150 . <u>12.150</u> 13	47.000 12
13	312	Elizabeth Lu Bernardi-Carri	CAN	Diff: 4.000 Exec: 8.700 ND: . Final: <u>12.700</u> Place: 12	2.900 7.600 . <u>10.500</u> 11	3.800 7.200 . <u>11.000</u> 12	4.400 8.150 . <u>12.550</u> 11T	46.750 13
14	66	Rachel Sherrington	CAN	Diff: 4.000 Exec: 8.450 ND: . Final: <u>12.450</u> Place: 14	1.500 8.200 . <u>9.700</u> 14	4.300 5.500 . <u>9.800</u> 15	4.300 8.250 . <u>12.550</u> 11T	44.500 14
15	52	Marisa Dick	CAN	Diff: 3.800 Exec: 8.500 ND: -0.100 Final: <u>12.200</u> Place: 15	2.100 7.000 . <u>9.100</u> 15	3.800 6.600 . <u>10.400</u> 14	3.600 7.750 . <u>11.350</u> 16	43.050 15
16	367	Emily Dunderdale	CAN	Diff: 4.100 Exec: 8.700 ND: . Final: <u>12.800</u> Place: 9T	2.400 6.000 . <u>8.400</u> 17	3.800 5.850 . <u>9.650</u> 16	4.200 5.950 -0.400 <u>9.750</u> 17	40.600 16
17	50	Haley Brannon	CAN	Diff: 4.000 Exec: 8.050 ND: . Final: <u>12.050</u> Place: 16T	1.700 6.850 . <u>8.550</u> 16	3.000 4.700 . <u>7.700</u> 17	3.500 8.250 . <u>11.750</u> 14	40.050 17
18	551	Kristina Rivait	CAN	Diff: 0.000 Exec: 0.000 ND: . Final: <u>0.000</u> Place: 18*	0.000 0.000 . <u>0.000</u> 18*	3.800 2.450 -0.100 <u>6.150</u> 18	0.000 0.000 . <u>0.000</u> 18*	6.150 18





2009 National Novice

Meet Results

Women

Competition II / III

Saturday, March 7

Rank	Num	Name	Country					AA
19*	61	Marina Parish	CAN	Diff: 0.000	0.000	0.000	0.000	
				Exec: 0.000	0.000	0.000	0.000	
				ND: <u> </u>	<u> </u>	<u> </u>	<u> </u>	
				Final: 0.000	0.000	0.000	0.000	0.000
				Place: 18*	18*	19*	18*	19*
19*	493	Bertille Le vouedec	FRA	Diff: 0.000	0.000	0.000	0.000	
				Exec: 0.000	0.000	0.000	0.000	
				ND: <u> </u>	<u> </u>	<u> </u>	<u> </u>	
				Final: 0.000	0.000	0.000	0.000	0.000
				Place: 18*	18*	19*	18*	19*





2009 National Open

Meet Results

Women

Competition II / III

Sunday, March 8

Rank	Num	Name	Gym					AA
1	290	Katie Muir	Team BC	Diff: 4.400 Exec: 9.050 ND: . Final: 13.450 Place: 4	5.500 5.950 . 11.450 3	4.500 7.850 . 12.350 4	5.100 7.250 -0.300 12.050 9	49.300 1
2	73	Shaena Bunce	Champions	Diff: 4.000 Exec: 8.950 ND: . Final: 12.950 Place: 10T	4.400 6.150 . 10.550 6T	4.700 8.400 . 13.100 1	3.600 8.700 . 12.300 6T	48.900 2
3	348	Lory Jing Robert	Gymnix	Diff: 4.400 Exec: 8.750 ND: . Final: 13.150 Place: 9	4.300 6.950 . 11.250 4T	4.800 8.050 . 12.850 2	4.300 7.100 . 11.400 18	48.650 3
4T	77	Brittany Ekstedt	Champions	Diff: 4.400 Exec: 8.300 ND: . Final: 12.700 Place: 15T	4.600 5.950 . 10.550 6T	4.400 8.400 . 12.800 3	3.800 8.300 -0.100 12.000 10T	48.050 4T
4T	443	Sivia Colussi-Pelaez	Oakville	Diff: 3.800 Exec: 8.900 ND: . Final: 12.700 Place: 15T	2.300 8.250 . 10.550 6T	4.000 8.050 . 12.050 5	4.000 8.750 . 12.750 2T	48.050 4T
6	432	Alex Byers Armstrong	MLC - AUS	Diff: 4.400 Exec: 9.350 ND: . Final: 13.750 Place: 1	2.500 7.700 . 10.200 11	3.900 7.450 . 11.350 9	4.400 8.200 . 12.600 4T	47.900 6
7	294	Dayna Weststeyn	Team BC	Diff: 4.400 Exec: 8.850 ND: . Final: 13.250 Place: 7T	4.100 5.500 . 9.600 15	4.300 6.600 . 10.900 11	4.800 8.200 . 13.000 1	46.750 7
8	434	Georgia McIntosh	MLC - AUS	Diff: 4.200 Exec: 8.750 ND: . Final: 12.950 Place: 10T	1.700 8.700 . 10.400 9T	3.500 7.200 . 10.700 13T	3.700 8.300 . 12.000 10T	46.050 8
9	458	Nikki Paterson	Oakville	Diff: 4.600 Exec: 8.750 ND: . Final: 13.350 Place: 6	2.000 6.600 . 8.600 20	3.400 7.300 . 10.700 13T	4.000 8.600 . 12.600 4T	45.250 9





2009 National Open

Meet Results

Women

Competition II / III

Sunday, March 8

Rank	Num	Name	Gym					AA
10	292	Emily Shultz	Team BC	Diff: 4.000 Exec: 8.350 ND: Final: 12.350 Place: 20	4.200 5.700 . 9.900 13	4.000 7.050 . 11.050 10	3.400 7.950 . 11.350 19	44.650 10
11	462	Katie Sampson	Oakville	Diff: 4.600 Exec: 8.050 ND: Final: 12.650 Place: 17	2.800 6.600 . 9.400 18	3.700 6.850 . 10.550 16	4.000 7.850 . 11.850 13	44.450 11
12	437	Cristina Bedggood	Oakville	Diff: 4.200 Exec: 8.700 ND: Final: 12.900 Place: 13	1.900 7.650 . 9.550 16	3.900 5.900 . 9.800 19	4.100 8.050 . 12.150 8	44.400 12
13	448	Bianca Jordaan	Oakville	Diff: 4.400 Exec: 8.850 ND: Final: 13.250 Place: 7T	3.300 6.350 . 9.650 14	3.900 5.150 -0.500 8.550 21	4.500 8.350 -0.100 12.750 2T	44.200 13
14	511	Serena Mandla	S.G.I	Diff: 4.200 Exec: 8.200 ND: Final: 12.400 Place: 19	3.100 6.400 . 9.500 17	3.800 6.800 . 10.600 15	3.400 8.300 -0.100 11.600 17	44.100 14
15	435	Clare O'Donnell	MLC - AUS	Diff: 4.200 Exec: 8.250 ND: -0.300 Final: 12.150 Place: 21T	3.100 7.000 . 10.100 12	3.900 5.850 -0.100 9.650 20	4.400 7.850 -0.300 11.950 12	43.850 15
16	286	Jessica Hoedel	Team BC	Diff: 4.200 Exec: 8.750 ND: Final: 12.950 Place: 10T	2.200 6.800 . 9.000 19	4.400 5.750 . 10.150 18	3.900 7.800 . 11.700 15T	43.800 16
17	512	Hayley Purcell	S.G.I	Diff: 4.000 Exec: 8.550 ND: Final: 12.550 Place: 18	2.300 5.300 . 7.600 21	4.100 7.350 . 11.450 8	3.500 8.300 . 11.800 14	43.400 17
18	74	Amy Callaghan	Champions	Diff: 4.400 Exec: 9.300 ND: Final: 13.700 Place: 2	4.600 8.400 . 13.000 2	4.200 6.150 -0.100 10.250 17	0.600 2.150 . 2.750 24	39.700 18





2009 National Open

Meet Results

Women

Competition II / III

Sunday, March 8

Rank	Num	Name	Gym					AA
19	350	Camille Santerre	Gymnix	Diff: 4.400 Exec: 9.250 ND: . Final: 13.650 Place: 3	5.200 8.200 . 13.400 1	0.000 0.000 . 0.000 22*	4.400 6.450 -0.300 10.550 23	37.600 19
20	89	Tamar Smith	Champions	Diff: 4.400 Exec: 9.000 ND: . Final: 13.400 Place: 5	0.000 0.000 . 0.000 22*	4.300 7.450 . 11.750 7	4.600 7.400 -0.300 11.700 15T	36.850 20
21	439	Tedra Bolger	Oakville	Diff: 0.000 Exec: 0.000 ND: . Final: 0.000 Place: 23*	3.000 8.250 . 11.250 4T	4.400 7.550 . 11.950 6	4.000 7.300 -0.100 11.200 21	34.400 21
22	340	Tamara Machado Da Silva	Gymnix	Diff: 0.000 Exec: 0.000 ND: . Final: 0.000 Place: 23*	2.300 8.100 . 10.400 9T	3.300 7.550 . 10.850 12	3.500 7.800 -0.200 11.100 22	32.350 22
23	333	Christine La Flèche	Gymnix	Diff: 4.400 Exec: 8.450 ND: . Final: 12.850 Place: 14	0.000 0.000 . 0.000 22*	0.000 0.000 . 0.000 22*	4.100 8.200 . 12.300 6T	25.150 23
24	87	Kelsey Sales	Champions	Diff: 3.800 Exec: 8.350 ND: . Final: 12.150 Place: 21T	0.000 0.000 . 0.000 22*	0.000 0.000 . 0.000 22*	3.500 7.750 . 11.250 20	23.400 24





2009 National Open

Meet Results

Women

Competition II / III

Sunday, March 8

Rank	Num	Name	Gym					AA
1	180	Riley Cholod	Gemini	Diff: 4.000 Exec: 8.950 ND: . Final: 12.950 Place: 13	4.000 8.650 . 12.650 3T	5.000 7.900 . 12.900 1	4.400 8.200 . 12.600 3	51.100 1
2	47	Rochelle Bernier	Capital City	Diff: 4.400 Exec: 8.850 ND: . Final: 13.250 Place: 9	4.800 7.850 . 12.650 3T	3.900 7.650 . 11.550 2	3.900 7.800 . 11.700 12T	49.150 2
3	48	Paige Blaney	Capital City	Diff: 4.400 Exec: 9.000 ND: . Final: 13.400 Place: 5	3.500 8.100 . 11.600 6	4.300 7.200 . 11.500 3	4.700 7.750 -0.200 12.250 7T	48.750 3
4	146	Caroline Tanguay	Club Viagym	Diff: 4.400 Exec: 8.300 ND: . Final: 12.700 Place: 14	4.400 8.750 . 13.150 1	4.500 5.350 . 9.850 17	4.400 8.100 . 12.500 4	48.200 4
5	68	Samantha Ward	Capital City	Diff: 4.400 Exec: 8.900 ND: . Final: 13.300 Place: 6T	4.200 6.800 . 11.000 7	4.800 6.300 . 11.100 6	4.600 8.050 . 12.650 1T	48.050 5
6	472	Gabrielle May	Panthers	Diff: 4.700 Exec: 9.050 ND: . Final: 13.750 Place: 2	5.500 7.350 . 12.850 2	4.100 4.900 . 9.000 22	4.700 7.450 . 12.150 9T	47.750 6
7	132	Frédérique Hébert	Club L'Envol de Lévis	Diff: 4.600 Exec: 8.500 ND: . Final: 13.100 Place: 10T	3.300 7.400 . 10.700 12	3.800 6.900 . 10.700 12	4.400 7.850 . 12.250 7T	46.750 7
8	408	Marie-Chantal Lepine	Laval Excellence	Diff: 4.600 Exec: 9.350 ND: . Final: 13.950 Place: 1	3.500 7.100 . 10.600 13	4.700 4.850 -0.100 9.450 19T	4.900 7.600 -0.100 12.400 5T	46.400 8
9	215	Rebecca DelPinto	Gym-Plus	Diff: 4.400 Exec: 8.900 ND: . Final: 13.300 Place: 6T	3.900 6.950 . 10.850 9T	4.300 6.500 . 10.800 9T	4.500 7.200 -0.300 11.400 16	46.350 9





2009 National Open

Meet Results

Women

Competition II / III

Sunday, March 8

Rank	Num	Name	Gym					AA
10	386	Anne-Sophie Csukassy	Laval Excellence	Diff: 4.700 Exec: 8.150 ND: -0.300 Final: <u>12.550</u> Place: 15	3.800 7.050 . <u>10.850</u> 9T	4.200 6.700 -0.100 <u>10.800</u> 9T	4.500 7.650 -0.100 <u>12.050</u> 11	46.250 10
11	399	Dayna Goldman	Laval Excellence	Diff: 4.600 Exec: 8.950 ND: . Final: <u>13.550</u> Place: 3T	3.300 7.650 . <u>10.950</u> 8	4.100 5.350 . <u>9.450</u> 19T	4.500 7.150 . <u>11.650</u> 14	45.600 11
12	297	Courtney Chow	Mississauga	Diff: 3.800 Exec: 7.600 ND: . Final: <u>11.400</u> Place: 21	2.200 8.100 . <u>10.300</u> 15	4.500 6.550 . <u>11.050</u> 7	4.500 7.650 . <u>12.150</u> 9T	44.900 12
13	263	Naomie Rodriguez-Maldona	Gymélites	Diff: 4.400 Exec: 8.650 ND: . Final: <u>13.050</u> Place: 12	4.900 5.900 . <u>10.800</u> 11	4.500 6.350 . <u>10.850</u> 8	4.500 5.750 -0.100 <u>10.150</u> 22	44.850 13
14	539	Cassandra Wong	Stampede City	Diff: 4.400 Exec: 7.500 ND: . Final: <u>11.900</u> Place: 20	2.600 7.500 . <u>10.100</u> 16T	4.300 6.900 . <u>11.200</u> 4	4.400 7.150 -0.400 <u>11.150</u> 18	44.350 14
15	246	Émilie Beaulieu	Gymélites	Diff: 4.400 Exec: 8.200 ND: -0.300 Final: <u>12.300</u> Place: 17	5.500 4.850 . <u>10.350</u> 14	4.900 4.850 . <u>9.750</u> 18	4.400 7.150 . <u>11.550</u> 15	43.950 15
16T	29	Taylor McPhail	Bluewater	Diff: 4.400 Exec: 8.700 ND: . Final: <u>13.100</u> Place: 10T	2.200 7.700 . <u>9.900</u> 18T	3.300 7.500 . <u>10.800</u> 9T	3.300 6.400 . <u>9.700</u> 24	43.500 16T
16T	369	Janine Mereniuk	Kerrigan	Diff: 4.200 Exec: 8.150 ND: . Final: <u>12.350</u> Place: 16	1.200 8.700 . <u>9.900</u> 18T	2.900 7.350 . <u>10.250</u> 15	3.900 7.100 . <u>11.000</u> 19T	43.500 16T
18	217	Éliane Kulczyk	Gym-Plus	Diff: 4.400 Exec: 9.150 ND: . Final: <u>13.550</u> Place: 3T	2.600 3.850 . <u>6.450</u> 22	4.600 5.700 . <u>10.300</u> 14	5.000 7.750 -0.100 <u>12.650</u> 1T	42.950 18





2009 National Open

Meet Results

Women

Competition II / III

Sunday, March 8

Rank	Num	Name	Gym					AA
19	531	Katelynn Leusink	Stampede City	Diff: 4.000 Exec: 8.100 ND: . Final: 12.100 Place: 18	4.000 6.100 . 10.100 16T	4.600 5.800 . 10.400 13	4.100 6.100 -0.100 10.100 23	42.700 19
20	569	Shae Zamardi	Victoria	Diff: 4.000 Exec: 7.350 ND: . Final: 11.350 Place: 22	2.400 4.350 . 6.750 21	3.900 4.250 . 8.150 24	4.500 7.100 -0.300 11.300 17	37.550 20
21	57	Cassandra Harrison	Capital City	Diff: 4.700 Exec: 8.600 ND: . Final: 13.300 Place: 6T	4.600 7.800 . 12.400 5	0.000 0.000 . 0.000 25	4.600 7.800 -0.700 11.700 12T	37.400 21
22	303	Jayme Pryer	Mississauga	Diff: 4.200 Exec: 7.750 ND: . Final: 11.950 Place: 19	0.000 0.000 . 0.000 23*	3.100 5.600 . 8.700 23	4.500 7.900 . 12.400 5T	33.050 22
23	237	Laurie Guévin	GYM-TRM	Diff: 4.400 Exec: 6.600 ND: . Final: 11.000 Place: 23	0.000 0.000 . 0.000 23*	4.100 5.300 . 9.400 21	3.300 7.800 -0.100 11.000 19T	31.400 23
24	469	Melissa Clark	Panthers	Diff: 0.000 Exec: 0.000 ND: . Final: 0.000 Place: 24*	4.700 3.450 . 8.150 20	4.500 5.550 -0.100 9.950 16	3.900 7.050 . 10.950 21	29.050 24
25	154	Paxlayla Gale-Santos	East York	Diff: 0.000 Exec: 0.000 ND: . Final: 0.000 Place: 24*	0.000 0.000 . 0.000 23*	3.700 7.450 . 11.150 5	0.000 0.000 . 0.000 25	11.150 25