

2010 BC Winter Games

Men's Artistic Gymnastics

Terrace Mar 5-7, 2010



Team Scores:

of counting scores per event: **3**

Men's Team Results

MAG - Friday, March 5

Floor

Sol



Pom. H.

Arçons



Rings

Anneaux



Vault

Saut



Par. Bars

Barres p



Hor. Bar

Barre f



All Around
Note total

Abbrev.	Team Name...	City	Floor		Pom. H.		Rings		Vault		Par. Bars		Hor. Bar		All Around	
			Score	Rank	Score	Rank	Score	Rank	Score	Rank	Score	Rank	Score	Rank	Score	Rank
3	Zone 3	Fraser Valley	36.450	1	35.000	1	40.150	1	34.550	1	34.200	1	34.550	1	214.900	1
4	Zone 4	Fraser River - Delta	35.100	2	31.700	2	37.950	2	31.300	2	33.100	2	31.300	2	200.450	2
5	Zone 5	Vancouver - Squamish	24.050	3	21.050	3	25.950	3	22.650	4	22.400	3	22.650	3	138.750	3
2	Zone 2	Thompson - Okanagan	23.150	4	10.200	4	20.100	4	24.550	3	20.300	4	14.900	4	113.200	4

2010 BC Winter Games

Men's Artistic Gymnastics

Terrace Mar 5-7, 2010



Team Scores: # of counting scores per event: 3

Men's Team Results

MAG - Friday, March 5

Floor Sol	Pom. H. Arçons	Rings Anneaux	Vault Saut	Par. Bars Barres p	Hor. Bar Barre f	AA
-----------	----------------	---------------	------------	--------------------	------------------	----

Abbrev.	Team Name...	City	Score	Rank	Score	Rank	Score	Rank	Score	Rank	Score	Rank	Score	Rank
2	Zone 2	Thompson - Okan	23.150		10.200		20.100		24.550		20.300		14.900	
102	Kolten Marino	Zone 2	11.500	2	6.100	1	9.750	2	12.500	1	11.100	1	7.800	1
103	Stephen Hiscock	Zone 2	11.650	1	4.100	2	10.350	1	12.050	2	9.200	2	7.100	2
			113.200 4											
3	Zone 3	Fraser Valley	36.450		35.000		40.150		34.550		34.200		34.550	
104	Nicolas Garfias	Zone 3	12.300	1	12.200	1	13.450	1	12.200	1	11.650	1	12.200	1
105	Khalil Dhanji	Zone 3	11.900	4	11.150	4	13.350	2	11.100	3	11.150	4	11.100	3
114	Steven Chaplin	Zone 3	12.150	2	11.300	3	13.350	2	10.700	4	11.350	2	10.700	4
107	Cameron Stanley	Zone 3	12.000	3	11.500	2	12.300	4	11.250	2	11.200	3	11.250	2
			214.900 1											
4	Zone 4	Fraser River - Delt	35.100		31.700		37.950		31.300		33.100		31.300	
108	Alexander Farquharson	Zone 4	12.150	1	12.300	1	13.000	1	11.200	1	10.900	2	11.200	1
109	Mitchell Farquharson	Zone 4	11.450	3	11.950	2	11.700	4	9.800	4	11.450	1	9.800	4
110	Ryan Littlewood	Zone 4	11.500	2			12.500	2	10.100	2	10.700	4	10.100	2
111	Bradley Gulbranson	Zone 4	10.900	4	7.450	3	12.450	3	10.000	3	10.750	3	10.000	3
			200.450 2											
5	Zone 5	Vancouver - Squa	24.050		21.050		25.950		22.650		22.400		22.650	
112	Michael Sibly	Zone 5	11.950	2	11.700	1	12.650	2	11.050	2	11.050	2	11.050	2
113	Alejandro Chevaria	Zone 5	12.100	1	9.350	2	13.300	1	11.600	1	11.350	1	11.600	1
			138.750 3											










2010 BC Winter Games

Men's Artistic Gymnastics

Terrace Mar 5-7, 2010

Friday - Men's All Around

Gymnast's Name	Club	Floor Sol 			Pom. H. Arçons 			Rings Anneaux 			Vault Saut 			Par. Bars Barres p 			Hor. Bar Barre f 			All Around Total AA 			
		D	Score	Rk	D	Score	Rk	D	Score	Rk	D	Score	Rk	D	Score	Rk	D	Score	Rk	D	Score	Rk	
104	Nicolas Garfias	Zone 3	2.8	12.300	1	2.8	12.200	2	2.4	11.550	2	3.8	13.450	1	2.5	11.650	1	2.4	12.200	1	16.7	73.350	1
108	Alexander Farquharson	Zone 4	2.7	12.150	2-T	2.8	12.300	1	2.3	10.900	8-T	3.8	13.000	5-T	2.3	10.900	10	2.3	11.200	4	16.2	70.450	2
114	Steven Chaplin	Zone 3	2.6	12.150	2-T	2.3	11.300	6	2.2	10.850	10-T	4.0	13.350	2-T	2.4	11.350	3-T	2.3	10.700	8	15.8	69.700	3
105	Khalil Dhanji	Zone 3	2.5	11.900	7	2.5	11.150	7	2.2	10.950	7	3.8	13.350	2-T	2.4	11.150	6	2.2	11.100	5	15.6	69.600	4
112	Michael Sibly	Zone 5	2.4	11.950	6	2.5	11.700	4	2.2	11.000	6	3.0	12.650	8	2.2	11.050	8	2.2	11.050	6	14.5	69.400	5
107	Cameron Stanley	Zone 3	2.6	12.000	5	2.3	11.500	5	2.3	10.900	8-T	3.8	12.300	15	2.2	11.200	5	2.2	11.250	3	15.4	69.150	6
113	Alejandro Chevaria	Zone 5	2.5	12.100	4	2.5	9.350	11	2.2	10.800	12	3.8	13.300	4	2.2	11.350	3-T	2.2	11.600	2	15.4	68.500	7
118	Aiden Daniell	Zone 3	2.3	11.400	15-T	2.2	10.750	8	2.2	11.100	5	3.4	13.000	5-T	2.4	10.950	9	2.2	10.850	7	14.7	68.050	8
109	Mitchell Farquharson	Zone 4	2.3	11.450	12-T	2.9	11.950	3	2.2	11.450	3	3.0	11.700	17	2.2	11.450	2	2.2	9.800	13	14.8	67.800	9
116	James Robinson	Zone 3	2.5	11.450	12-T	2.3	10.400	9	2.3	11.700	1	3.0	12.500	10-T	2.2	10.650	13	2.2	9.850	12	14.5	66.550	10
115	Kyle Machibrodia-Ames	Zone 3	2.4	11.550	9	2.3	9.850	10	2.2	10.650	14	3.4	12.550	9	2.4	10.500	14	2.2	10.350	9	14.9	65.450	11
117	Noah Behm	Zone 3	2.4	11.450	12-T	2.2	8.950	12	2.2	10.850	10-T	3.4	12.700	7	2.2	10.400	15	2.1	8.500	15	14.5	62.850	12
111	Bradley Gulbranson	Zone 4	2.2	10.900	17	2.0	7.450	14	2.2	11.200	4	3.8	12.450	13	2.2	10.750	11	2.2	10.000	11	14.6	62.750	13
119	Eric Legresely	Zone 3	2.5	11.400	15-T	2.1	7.700	13	2.2	10.750	13	3.4	12.400	14	2.2	9.750	16	2.2	8.700	14	14.6	60.700	14
102	Kolten Marino	Zone 2	2.6	11.500	10-T	2.1	6.100	15	2.1	9.750	17	3.4	12.500	10-T	2.3	11.100	7	2.2	7.800	16	14.7	58.750	15
110	Ryan Littlewood	Zone 4	2.2	11.500	10-T	SCR	0.000		2.2	10.450	15	3.4	12.500	10-T	2.2	10.700	12	2.3	10.100	10	12.3	55.250	16
103	Stephen Hiscock	Zone 2	2.3	11.650	8	1.7	4.100	16	2.2	10.350	16	3.0	12.050	16	2.1	9.200	17	2.0	7.100	17	13.3	54.450	17