





# 2010 BC Championships

## P4 Novice Results

### Women

Sunday, April 11





Rank	Num	Name	Gym					AA
1	437	Stefanie Talboys	Nanaimo	Diff: 3.700 Exec: 8.900 ND: . Final: 12.600 Place: 7	3.700 9.000 0.100 12.800 3	4.100 8.800 -0.400 12.500 7	4.000 8.650 . 12.650 3	<b>50.550</b> 1
2	425	Lindsay Peacock	Falcon	Diff: 4.400 Exec: 8.400 ND: . Final: 12.800 Place: 3T	3.900 8.200 0.100 12.200 7	4.500 8.450 . 12.950 4	4.500 8.050 . 12.550 4T	50.500 2
3	424	Samantha Morrison	Falcon	Diff: 4.300 Exec: 8.400 ND: . Final: 12.700 Place: 5T	3.600 8.800 0.100 12.500 4	4.500 8.500 0.100 13.100 2	4.400 7.400 . 11.800 12T	50.100 3
4	443	Madison Sader	Splitz	Diff: 4.400 Exec: 8.100 ND: . Final: 12.500 Place: 9T	4.000 8.100 . 12.100 8	3.600 8.500 . 12.100 9T	4.200 8.750 . 12.950 1	49.650 4
5	442	Miranda Gregory	Splitz	Diff: 3.700 Exec: 8.800 ND: . Final: 12.500 Place: 9T	3.700 8.050 . 11.750 12	4.000 8.450 0.100 12.550 6	4.100 8.650 . 12.750 2	49.550 5
6	441	Danielle Celentano	Splitz	Diff: 3.700 Exec: 8.850 ND: . Final: 12.550 Place: 8	4.000 8.300 0.100 12.400 5T	3.800 8.500 . 12.300 8	4.100 8.200 -0.100 12.200 8	49.450 6
7	431	Heather Owen	Langley	Diff: 4.400 Exec: 7.500 ND: . Final: 11.900 Place: 21	4.000 9.050 0.100 13.150 1	4.400 7.700 . 12.100 9T	3.600 8.200 . 11.800 12T	48.950 7
8	566	Emily Robinson	TAG	Diff: 3.700 Exec: 8.500 ND: . Final: 12.200 Place: 13T	3.900 6.950 0.100 10.950 16	4.000 8.600 . 12.600 5	4.000 8.400 . 12.400 6	48.150 8
9	433	Morgan Selkirk	Langley	Diff: 3.700 Exec: 8.500 ND: . Final: 12.200 Place: 13T	3.400 8.650 . 12.050 9	4.000 8.000 . 12.000 11	3.400 8.400 . 11.800 12T	48.050 9

# 2010 BC Championships

## P4 Novice Results

### Women

Sunday, April 11





Rank	Num	Name	Gym					AA
10T	435	Brianne Kerr	Lion'sPride	Diff: 3.700 Exec: 9.100 ND: . Final: 12.800 Place: 3T	4.300 8.100 . 12.400 5T	3.300 8.600 . 11.900 12	3.600 7.200 . 10.800 23T	47.900 10T
10T	427	Elaina Barale	HarbourCity	Diff: 3.700 Exec: 7.800 ND: . Final: 11.500 Place: 23T	3.800 7.650 . 11.450 13	3.800 9.100 0.100 13.000 3	4.000 7.950 . 11.950 10T	47.900 10T
10T	436	Cassidy Stagg	Nanaimo	Diff: 3.700 Exec: 9.000 ND: . Final: 12.700 Place: 5T	3.500 8.350 0.100 11.950 10	3.100 8.500 . 11.600 15T	3.500 8.150 . 11.650 16	47.900 10T
13	430	Alycia Delesalle	Langley	Diff: 3.700 Exec: 8.600 ND: . Final: 12.300 Place: 11T	3.900 8.950 0.100 12.950 2	4.300 6.150 . 10.450 25	4.200 7.750 . 11.950 10T	47.650 13
14	429	Leanne Perrich	KeyCity	Diff: 3.700 Exec: 8.500 ND: . Final: 12.200 Place: 13T	3.100 8.150 0.100 11.350 14	3.000 8.250 . 11.250 20	4.000 8.550 . 12.550 4T	47.350 14
15	434	Cassidy Welch	Langley	Diff: 3.700 Exec: 8.300 ND: . Final: 12.000 Place: 18T	3.200 8.700 . 11.900 11	3.900 7.000 . 10.900 22	4.200 8.150 . 12.350 7	47.150 15
16	420	Micaylla Broadway	Duncan	Diff: 3.700 Exec: 7.800 ND: . Final: 11.500 Place: 23T	4.000 6.100 . 10.100 18	4.400 8.900 . 13.300 1	3.900 7.600 . 11.500 18	46.400 16
17	419	Annabel Rawson	Aviva	Diff: 4.500 Exec: 8.450 ND: . Final: 12.950 Place: 2	3.900 4.800 . 8.700 25	4.100 7.550 -0.100 11.550 17	4.300 7.400 . 11.700 15	44.900 17
18	422	Talia Goodyear	Falcon	Diff: 4.400 Exec: 8.700 ND: . Final: 13.100 Place: 1	3.700 6.150 . 9.850 21	3.800 6.600 . 10.400 26	3.800 7.650 . 11.450 19	44.800 18

# 2010 BC Championships

## P4 Novice Results

### Women

Sunday, April 11

Rank	Num	Name	Gym					AA
19	426	Chiara Bertolini	FlipCity	Diff: 3.500 Exec: 8.200 ND: . Final: 11.700 Place: 22	3.400 6.600 . 10.000 20	3.300 8.300 . 11.600 15T	3.600 7.600 . 11.200 21T	44.500 19
20	432	Kristi Schroeder	Langley	Diff: 3.700 Exec: 8.500 ND: . Final: 12.200 Place: 13T	3.300 5.850 . 9.150 24	4.100 7.650 0.100 11.850 13	3.500 7.700 . 11.200 21T	44.400 20
21	438	Mary Kate Dalla Lana	PrinceGeorge	Diff: 4.400 Exec: 7.600 ND: . Final: 12.000 Place: 18T	3.300 6.750 . 10.050 19	2.600 8.400 . 11.000 21	4.300 7.000 . 11.300 20	44.350 21
22	439	Milan Knight	PrinceGeorge	Diff: 3.700 Exec: 8.600 ND: . Final: 12.300 Place: 11T	3.000 6.550 . 9.550 22	4.000 7.300 . 11.300 19	4.200 6.600 . 10.800 23T	43.950 22
23T	428	Lauren Wotton	KATTS	Diff: 3.700 Exec: 8.250 ND: . Final: 11.950 Place: 20	2.000 7.400 . 9.400 23	3.700 8.100 . 11.800 14	3.600 6.900 . 10.500 25	43.650 23T
23T	421	Moss Bruton Joe	Falcon	Diff: 2.900 Exec: 8.000 ND: . Final: 10.900 Place: 26	3.900 6.700 . 10.600 17	3.200 7.350 . 10.550 23	3.800 7.800 . 11.600 17	43.650 23T
25	444	Bridget Hastings	Surrey	Diff: 3.700 Exec: 7.750 ND: . Final: 11.450 Place: 25	2.500 8.600 . 11.100 15	3.200 8.250 . 11.450 18	3.200 6.200 . 9.400 26	43.400 25
26	423	Nicola Horwood	Falcon	Diff: 4.400 Exec: 7.800 ND: . Final: 12.200 Place: 13T	2.800 3.200 . 6.000 26	3.100 7.400 . 10.500 24	4.400 7.750 . 12.150 9	40.850 26





# 2010 BC Championships

## P4 Team Results

### Women

Page: 1  
Printed on: 4/12/2010  
at: 12:02 PM

4/9/2010 - 4/11/2010





Rank	Gym	Team	Score				
1	Team FCG	FCG	<b>235.750</b>	60.400 2	58.550 1	59.800 1	57.000 2
2	Team FAL	FAL	<b>234.500</b>	61.850 1	55.950 3	57.950 2	58.750 1
3	Team LGF	LGF	<b>194.750</b>	47.800 3	58.350 2	42.900 4	45.700 4
4	Team FLI	FLI	<b>186.600</b>	46.350 4	45.300 4	48.700 3	46.250 3
5	Team SPL	SPL	<b>148.650</b>	37.550 5	36.250 5	36.950 5	37.900 5
6	Team KEY	KEY	<b>136.750</b>	35.800 8	31.750 7	34.150 7	35.050 6
7	Team KAT	KAT	<b>136.350</b>	36.250 7	32.300 6	35.300 6	32.500 8
8	Team PGG	PGG	<b>131.150</b>	36.800 6	29.400 8	31.650 8	33.300 7

# 2010 BC Championships

## P5 Novice Results

### Women

Sunday, April 11





Rank	Num	Name	Gym					AA
1	478	Maya Rahn	Lion'sPride	Diff: 5.000 Exec: 8.650 ND: Final: <u>13.650</u> Place: 1	4.500 8.150  <u>12.650</u> 1	4.300 7.600  <u>11.900</u> 6T	5.300 8.350  <u>13.650</u> 1	51.850 1
2	482	Marquita Renaerts	Twisters	Diff: 4.600 Exec: 8.400 ND: Final: <u>13.000</u> Place: 3	3.500 8.600  <u>12.100</u> 3	5.300 7.150 0.100 <u>12.550</u> 4	4.900 7.350  <u>12.250</u> 6	49.900 2
3	481	Hailee Vankoughnett	Surrey	Diff: 4.500 Exec: 8.150 ND: Final: <u>12.650</u> Place: 6	3.600 8.900  <u>12.500</u> 2	4.700 8.400  <u>13.100</u> 1	3.900 7.550  <u>11.450</u> 10T	49.700 3
4	477	Quiona Lovbakke	Lion'sPride	Diff: 4.800 Exec: 8.600 ND: Final: <u>13.400</u> Place: 2	3.500 8.050  <u>11.550</u> 6	3.300 7.350  <u>10.650</u> 11	5.300 7.700  <u>13.000</u> 2	48.600 4
5	480	Lina Goto	PrinceGeorge	Diff: 4.700 Exec: 8.100 ND: Final: <u>12.800</u> Place: 5	3.900 6.750  <u>10.650</u> 9	4.800 8.100  <u>12.900</u> 3	4.200 7.800  <u>12.000</u> 7	48.350 5
6	476	Imogen Cosgrove	Lion'sPride	Diff: 4.500 Exec: 8.100 ND: Final: <u>12.600</u> Place: 7	4.200 6.300  <u>10.500</u> 11	4.300 7.800  <u>12.100</u> 5	4.900 7.950  <u>12.850</u> 3	48.050 6
7	474	Taylor Janzen	FlipCity	Diff: 4.500 Exec: 7.950 ND: Final: <u>12.450</u> Place: 9	3.700 7.050  <u>10.750</u> 8	4.700 8.300  <u>13.000</u> 2	3.700 8.000  <u>11.700</u> 8	47.900 7
8	470	Aimee Clark	CampbellRiver	Diff: 4.500 Exec: 7.500 ND: Final: <u>12.000</u> Place: 11	3.200 6.500 0.100 <u>9.800</u> 13	4.100 7.650  <u>11.750</u> 8	4.300 8.000  <u>12.300</u> 5	45.850 8
9	483	Kristen Ho	Phoenix	Diff: 4.600 Exec: 8.300 ND: Final: <u>12.900</u> Place: 4	4.300 6.050  <u>10.350</u> 12	3.900 6.200  <u>10.100</u> 12	4.600 7.750  <u>12.350</u> 4	45.700 9

# 2010 BC Championships

## P5 Novice Results

### Women





Sunday, April 11

Rank	Num	Name	Gym					AA
10	473	Ayla Marji	Flicka	Diff: 4.700 Exec: 7.800 ND: . Final: <u>12.500</u> Place: 8	3.500 7.000 0.100 <u>10.600</u> 10	4.100 7.500 . <u>11.600</u> 9	4.500 6.250 . <u>10.750</u> 12	45.450 10
11	472	Musa Niwa-Heinen	Falcon	Diff: 4.500 Exec: 6.400 ND: . Final: <u>10.900</u> Place: 12	3.900 7.800 . <u>11.700</u> 4T	5.100 6.000 . <u>11.100</u> 10	4.500 7.150 . <u>11.650</u> 9	45.350 11
12	475	Jordana Robinson	FlipCity	Diff: 3.600 Exec: 8.600 ND: . Final: <u>12.200</u> Place: 10	3.400 6.100 . <u>9.500</u> 14	3.900 5.950 . <u>9.850</u> 13	3.500 7.950 . <u>11.450</u> 10T	43.000 12
13	471	Caleigh Mayer	Aviva	Diff: 0.000 Exec: 0.000 ND: . Final: <u>0.000</u> Place: 13*	3.300 7.850 . <u>11.150</u> 7	4.600 7.300 . <u>11.900</u> 6T	3.800 6.450 . <u>10.250</u> 13	33.300 13
14	484	Sofia Savkovic	Phoenix	Diff: 0.000 Exec: 0.000 ND: . Final: <u>0.000</u> Place: 13*	3.700 8.000 . <u>11.700</u> 4T	0.000 0.000 . <u>0.000</u> 14	0.000 0.000 . <u>0.000</u> 14	11.700 14

# 2010 BC Championships

## P5 Open Women





4/9/2010 - 4/11/2010

Rank	Num	Name	Gym					AA
1	503	Sugar Tiner	Okanagan	Diff: 4.800 Exec: 8.900 ND: . Final: 13.700 Place: 2	3.700 7.900 . 11.600 9	5.300 8.100 . 13.400 1	4.900 8.200 . 13.100 7	51.800 1
2	507	Renee Jendral	Splitz	Diff: 4.500 Exec: 7.850 ND: . Final: 12.350 Place: 17	4.300 8.950 0.100 13.350 1	4.300 7.500 0.100 11.900 7	5.400 8.350 . 13.750 2	51.350 2
3	488	Emma Starko	Delta	Diff: 4.500 Exec: 8.500 ND: . Final: 13.000 Place: 8T	3.400 8.600 . 12.000 6	4.100 8.200 . 12.300 3	5.100 8.100 . 13.200 4T	50.500 3
4	493	Alyssa Leblond	Falcon	Diff: 5.000 Exec: 8.100 ND: . Final: 13.100 Place: 5T	4.200 8.250 . 12.450 2	4.700 6.850 . 11.550 10	4.700 8.500 . 13.200 4T	50.300 4
5	489	Sara Stoll	Delta	Diff: 4.600 Exec: 8.300 ND: . Final: 12.900 Place: 10	2.800 8.200 . 11.000 14	4.100 8.000 . 12.100 4	5.600 8.500 . 14.100 1	50.100 5
6	494	Remy Neumeyer	FlipCity	Diff: 4.500 Exec: 8.100 ND: . Final: 12.600 Place: 13	4.000 8.100 . 12.100 5	5.500 7.100 . 12.600 2	3.800 8.350 . 12.150 11T	49.450 6
7	492	Naomi Fuglem	Falcon	Diff: 5.000 Exec: 7.400 ND: . Final: 12.400 Place: 15T	3.900 8.150 0.100 12.150 4	4.700 7.300 . 12.000 5T	5.500 7.350 . 12.850 9	49.400 7
8	496	Chelsea Benedictson	Langley	Diff: 4.500 Exec: 7.900 ND: . Final: 12.400 Place: 15T	3.600 7.550 . 11.150 13	3.900 8.100 . 12.000 5T	4.700 8.800 . 13.500 3	49.050 8
9	499	Kayla Cudmore	Langley	Diff: 4.600 Exec: 8.450 ND: . Final: 13.050 Place: 7	3.700 7.550 . 11.250 11	3.800 7.800 . 11.600 9	4.700 7.800 . 12.500 10	48.400 9

# 2010 BC Championships

## P5 Open Women





4/9/2010 - 4/11/2010

Rank	Num	Name	Gym					AA
10	487	Mallory Pope	Delta	Diff: 4.700 Exec: 7.300 ND: Final: 12.000 Place: 19	3.700 8.150	3.500 7.900	5.300 7.750	48.300 10
11	495	Stephanie Bedry	Langley	Diff: 4.700 Exec: 8.100 ND: Final: 12.800 Place: 11	4.000 8.350	4.800 6.100	4.300 7.650	48.000 11
12	505	Anna Rivard	Polarettes	Diff: 5.000 Exec: 9.100 ND: Final: 14.100 Place: 1	3.500 6.800	3.700 6.350	5.200 8.000	47.650 12
13	486	Laura Goncalves	Delta	Diff: 4.800 Exec: 8.850 ND: Final: 13.650 Place: 3	2.800 7.500	3.900 7.800	3.700 7.950	47.300 13
14T	497	Maddie Best	Langley	Diff: 4.500 Exec: 8.600 ND: Final: 13.100 Place: 5T	3.800 7.050	4.300 6.850	4.100 7.800 -0.300	46.700 14T
14T	491	Monika Allan	Falcon	Diff: 4.500 Exec: 8.250 ND: Final: 12.750 Place: 12	3.600 8.100	3.700 7.300	3.100 8.150	46.700 14T
16	502	Miranda Pineau	Okanagan	Diff: 4.800 Exec: 8.200 ND: Final: 13.000 Place: 8T	3.500 7.700	3.800 7.500	3.600 6.950	46.050 16
17	506	Kayla Raimondo	PowellRiver	Diff: 4.700 Exec: 7.600 ND: Final: 12.300 Place: 18	3.800 7.500	4.600 6.750	4.200 6.400	45.550 17
18	501	Kelly Atamanchuk	Okanagan	Diff: 4.800 Exec: 8.550 ND: 0.100 Final: 13.450 Place: 4	4.300 5.100	4.600 5.450	4.400 6.950	44.250 18

# 2010 BC Championships

## P5 Open Women

4/9/2010 - 4/11/2010





Rank	Num	Name	Gym					AA
19	498	Jennifer Cooper	Langley	Diff: 4.300	1.700	4.200	4.900	
				Exec: 8.150	4.450	6.400	7.250	
				ND: .	.	.	.	
				Final: <u>12.450</u>	<u>6.150</u>	<u>10.600</u>	<u>12.150</u>	41.350
				Place: 14	19	17	11T	19

# 2010 BC Championships

## P5 Tyro Results

### Women

4/9/2010 - 4/11/2010





Rank	Num	Name	Gym					AA
1	469	Ashlynn Skulstad	Twisters	Diff: 4.600 Exec: 8.500 ND: . Final: 13.100 Place: 2	3.700 8.850 0.100 12.650 1	5.500 7.150 . 12.650 2T	4.700 8.050 . 12.750 3	<b>51.150</b> 1
2	467	Makaila Lapointe	Twisters	Diff: 4.500 Exec: 8.200 ND: . Final: 12.700 Place: 4	2.700 8.650 . 11.350 2	5.300 8.050 . 13.350 1	5.000 8.150 . 13.150 1	50.550 2
3	466	Madisen Whelband	FlipCity	Diff: 4.500 Exec: 8.700 ND: . Final: 13.200 Place: 1	2.200 8.200 . 10.400 6	4.800 7.800 . 12.600 4	4.000 8.400 . 12.400 4	48.600 3
4	567	Erin England	TAG	Diff: 4.500 Exec: 7.550 ND: . Final: 12.050 Place: 5	2.500 8.100 . 10.600 5	4.400 8.250 . 12.650 2T	4.900 8.150 . 13.050 2	48.350 4
5	468	Shayla Ogloff	Twisters	Diff: 4.800 Exec: 8.250 ND: . Final: 13.050 Place: 3	2.900 8.350 . 11.250 3	4.800 6.550 . 11.350 6	4.500 7.800 . 12.300 5	47.950 5
6	465	Danae Wright	Delta	Diff: 2.800 Exec: 8.400 ND: . Final: 11.200 Place: 6	2.300 8.850 . 11.150 4	3.100 8.300 . 11.400 5	3.600 8.150 . 11.750 6	45.500 6

# 2010 BC Championships

## P5 Tyro Results

### Women

4/9/2010 - 4/11/2010

Rank	Num	Name	Gym					AA
1	469	Ashlynn Skulstad	Twisters	Diff: 4.600 Exec: 8.500 ND: . Final: <u>13.100</u> Place: 2	3.700 8.850 0.100 <u>12.650</u> 1	5.500 7.150 . <u>12.650</u> 2T	4.700 8.050 . <u>12.750</u> 3	<b>51.150</b> 1
2	467	Makaila Lapointe	Twisters	Diff: 4.500 Exec: 8.200 ND: . Final: <u>12.700</u> Place: 4	2.700 8.650 . <u>11.350</u> 2	5.300 8.050 . <u>13.350</u> 1	5.000 8.150 . <u>13.150</u> 1	50.550 2
3	466	Madisen Whelband	FlipCity	Diff: 4.500 Exec: 8.700 ND: . Final: <u>13.200</u> Place: 1	2.200 8.200 . <u>10.400</u> 6	4.800 7.800 . <u>12.600</u> 4	4.000 8.400 . <u>12.400</u> 4	48.600 3
4	567	Erin England	TAG	Diff: 4.500 Exec: 7.550 ND: . Final: <u>12.050</u> Place: 5	2.500 8.100 . <u>10.600</u> 5	4.400 8.250 . <u>12.650</u> 2T	4.900 8.150 . <u>13.050</u> 2	48.350 4
5	468	Shayla Ogloff	Twisters	Diff: 4.800 Exec: 8.250 ND: . Final: <u>13.050</u> Place: 3	2.900 8.350 . <u>11.250</u> 3	4.800 6.550 . <u>11.350</u> 6	4.500 7.800 . <u>12.300</u> 5	47.950 5
6	465	Danae Wright	Delta	Diff: 2.800 Exec: 8.400 ND: . Final: <u>11.200</u> Place: 6	2.300 8.850 . <u>11.150</u> 4	3.100 8.300 . <u>11.400</u> 5	3.600 8.150 . <u>11.750</u> 6	45.500 6





# 2010 BC Championships

## P5 Team Results

### Women

Page: 1  
Printed on: 4/12/2010  
at: 4:31 PM

4/9/2010 - 4/11/2010

Rank	Gym	Team	Score				
1	Team DEL	DEL	<b>241.700</b>	62.750 1	56.300 1	58.900 1	63.750 1
2	Team TWI	TWI	<b>199.550</b>	51.850 2	47.350 3	49.900 2	50.450 2
3	Team FAL	FAL	<b>191.750</b>	49.150 5	48.000 2	45.650 4	48.950 3
4	Team FCG	FCG	<b>188.950</b>	50.450 4	42.750 4	48.050 3	47.700 5
5	Team LGF	LGF	<b>184.450</b>	51.400 3	40.600 5	44.250 5	48.200 4
6	Team LPG	LPG	<b>148.500</b>	39.650 7	34.700 6	34.650 7	39.500 6
7	Team OGC	OGC	<b>142.100</b>	40.150 6	32.200 7	34.750 6	35.000 7