



2010 Canadian Linen & Uniform Service BC Gymnastics Cham Men's Artistic Gymnastics

Langley Gymnastics Foundation (Langley Events Centre) April 9-11

Level 1

#	Gymnast's Name	Club / City	Born (Age)	Floor	Pom.	H. Rings	Vault	Par. Bar	Hor. Bar	AA	All Around Note total Award
				Sol	Arçons	Anneaux	Saut	Barres p	Barre f		
570	Drew Sandall	Balance /	(9999)								Gold
571	Josse Slater	Balance /	(9999)								Silver
572	Jamie Walsoff	Balance /	(9999)								Silver
573	Nathan Chow	Campbell River /	(9999)								Gold
574	Andrew Daniels	Campbell River /	(9999)								Silver
575	Liam Deagle	Campbell River /	(9999)								Silver
576	Quinn Kushchel-Ross	Campbell River /	(9999)								Gold
577	Brendon Caldwell	Delta /	(9999)								Gold
578	Joel Chamberlain	Delta /	(9999)								Silver
579	Conor Edgson	Delta /	(9999)								Gold
580	Darren Ewing	Delta /	(9999)								Gold
581	Ryan Woodhead	Delta /	(9999)								Gold
582	Tecumseh Kobel	Flicka /	(9999)								Gold
719	Cameron Nederi	Flicka /	(9999)								Silver
720	Lucas Pelletier	Flicka /	(9999)								Gold
583	Jason Klopstein	Flip City /	(9999)								Gold
584	Liam Paige	Flip City /	(9999)								Gold
585	Trey Thompson	Flip City /	(9999)								Silver
586	Cole Palmeri	Kerrigan /	(9999)								Gold



2010 Canadian Linen & Uniform Service BC Gymnastics Cham Men's Artistic Gymnastics

Langley Gymnastics Foundation (Langley Events Centre) April 9-11

Level 1

#	Gymnast's Name	Club / City	Born (Age)	Floor	Pom.	H. Rings	Vault	Par. Bar	Hor. Bar	AA	All Around Note total Award
				Sol	Arçons	Anneaux	Saut	Barres p	Barre f		
587	Muzzammil Taziz	Kerrigan /	(9999)								Gold
588	Joshua Adlem	Langley /	(9999)								Gold
589	Ryan Arsenault	Langley /	(9999)								Gold
590	Enrique Dennis	Langley /	(9999)								Gold
591	Brennan Utkhede	Langley /	(9999)								Silver
592	Lynden Pagurut	Quesnel Technics /	(9999)								Silver
593	Kristopher Hori	Richmond /	(9999)								Silver
594	Kristofer La Guardia	Richmond /	(9999)								Gold
595	Kyle Lau	Richmond /	(9999)								Gold
596	Angad Rawan	Richmond /	(9999)								Silver
597	Jonathan Ray	Richmond /	(9999)								Gold
598	Treyson Ceratto	Surrey /	(9999)								Silver
599	William Loson	Surrey /	(9999)								Silver
600	Spencer Principe	Surrey /	(9999)								Gold
601	Alon Zvikler	Surrey /	(9999)								Silver
602	Brendan Ansell	Twisters /	(9999)								Gold
603	Wayne Hooper	Twisters /	(9999)								Silver
604	Mark Schmidt	Twisters /	(9999)								Silver
605	Kristofer Unipan	Twisters /	(9999)								Gold










2010 Canadian Linen & Uniform Service BC Gymnastics Championships

Men's Artistic Gymnastics

Langley Gymnastics Foundation (Langley Events Centre) April 9-11







Level 2

Gymnast's Name	Club	Floor Sol 			Pom. H. Arçons 			Rings Anneaux 			Vault Saut 			Par. Bars Barres p 			Hor. Bar Barre f 			All Around Total 		
		D	Score	Rk	D	Score	Rk	D	Score	Rk	D	Score	Rk	D	Score	Rk	D	Score	Rk	D	Score	Rk
611 Shane Hiscock	OGC	15.0	12.100	6	15.5	14.100	1	15.3	13.500	1	5.0	14.350	1	15.5	12.900	6	5.0	14.100	1	71.3	81.050	1
612 Thomas Bratty	Phoenix	15.4	13.400	2	15.5	12.600	4	14.0	11.900	5	5.0	13.500	5	15.5	13.700	3	5.0	11.800	5	70.4	76.900	2
610 Graham Morrison	Phoenix	15.4	14.000	1	15.0	13.250	2	14.3	12.800	2	5.0	14.000	2	15.0	12.850	7	5.0	9.400	9	69.7	76.300	3
614 Jonas Stoll-Pott	Phoenix	14.0	11.900	7	15.5	12.000	6	14.3	12.300	3	5.0	13.850	3	15.5	14.400	1	5.0	11.700	7	69.3	76.150	4
609 Nicholas Morrison	Phoenix	15.0	13.150	3	15.0	11.900	7	13.3	12.050	4	5.0	12.650	7	15.5	13.900	2	5.0	11.750	6	68.8	75.400	5
608 Drew Wagner	Harbour City	15.4	12.150	5	15.0	12.100	5	13.0	10.700	6	5.0	13.150	6	15.5	13.600	4-T	5.0	12.900	2	68.9	74.600	6
613 Conrad Hart	Phoenix	15.0	12.500	4	15.5	13.150	3	13.0	9.650	9	5.0	13.550	4	15.5	13.600	4-T	5.0	9.800	8	69.0	72.250	7
606 Andrew Bettles	Cariboo Chilcotin	15.0	10.500	8	12.5	6.050	8	13.0	9.850	8	5.0	12.500	8	12.0	9.000	8	5.0	12.050	4	62.5	59.950	8
607 Benjamin Yakimovich	Cariboo Chilcotin	15.0	8.650	9	12.5	4.850	9	13.0	9.950	7	5.0	12.150	9	10.0	7.650	9	5.0	12.700	3	60.5	55.950	9

2010 BC Championships Sunday

HP Argo Combined Men






Sunday, April 11

Place	Num	Name/Gym								AA			
1	701	Alexandre Bratty Phoenix	Prelims	Diff:	5.000	5.000	5.000	5.000	5.000	5.000	85.800		
				Exec:	9.350	8.950	9.100	9.100	9.200	9.700			
				ND:	0.100	0.100	_____	_____	0.100	0.100			
				Final:	14.450	14.050	14.100	14.100	14.300	14.800			
			Finals	Diff:	5.000	5.000	5.000	5.000	5.000	5.000		83.850	
				Exec:	9.350	8.900	8.700	9.050	8.050	9.600			
				ND:	_____	0.100	_____	_____	_____	0.100			
				Final:	14.350	14.000	13.700	14.050	13.050	14.700			
				Combined Total:									169.650
				2	696	Nicolas Garfias Twisters	Prelims	Diff:	5.000	5.000			5.000
Exec:	8.800	9.350	8.800					9.100	8.750	9.600			
ND:	0.100	0.100	_____					_____	0.000	0.100			
Final:	13.900	14.450	13.800					14.100	13.750	14.700			
Finals	Diff:	5.000	5.000				5.000	5.000	5.000	5.000	81.700		
	Exec:	8.100	8.200				8.850	9.450	8.700	8.300			
	ND:	0.100	_____				_____	_____	_____	_____			
	Final:	13.200	13.200				13.850	14.450	13.700	13.300			
	Combined Total:							166.400					
	3	690	Nicolas Bourne Richmond				Prelims	Diff:	5.000	4.500		5.000	5.000
Exec:				9.300	9.000	8.500		8.300	8.800	9.150			
ND:				0.100	0.100	_____		_____	0.100	0.100			
Final:				14.400	13.600	13.500		13.300	13.900	14.250			
Finals				Diff:	5.000	4.500	5.000	5.000	5.000	5.000	83.350		
				Exec:	8.800	9.650	8.450	8.800	8.700	9.250			
				ND:	_____	0.100	_____	-0.100	0.100	0.100			
				Final:	13.800	14.250	13.450	13.700	13.800	14.350			
				Combined Total:								166.300	
				4	686	Colin Schuler Ram Kerrigan	Prelims	Diff:	5.000	5.000		5.000	5.000
Exec:	9.400	9.100	9.050					8.900	8.900	9.450			
ND:	0.100	0.100	0.100					_____	-1.700	0.100			
Final:	14.500	14.200	14.150					13.900	12.200	14.050			
Finals	Diff:	5.000	5.000				5.000	5.000	5.000	4.500	81.700		
	Exec:	9.150	8.750				9.250	7.400	7.850	9.500			
	ND:	0.100	0.100				_____	_____	_____	0.100			
	Final:	14.250	13.850				14.250	12.400	12.850	14.100			
	Combined Total:							164.700					
	5	691	Alex Cookney Richmond				Prelims	Diff:	5.000	5.000		5.000	5.000
Exec:				6.850	9.050	8.250		8.400	8.600	9.100			
ND:				_____	_____	_____		_____	0.100	0.100			
Final:				11.850	14.050	13.250		13.400	13.700	14.200			
Finals				Diff:	5.000	5.000	5.000	5.000	5.000	5.000	79.600		
				Exec:	7.500	9.350	8.400	7.200	8.800	8.050			
				ND:	_____	0.100	_____	_____	0.100	0.100			
				Final:	12.500	14.450	13.400	12.200	13.900	13.150			
				Combined Total:								160.050	

2010 BC Championships Sunday

HP Argo Combined Men







Sunday, April 11

Place	Num	Name/Gym							AA				
6	679	Arman Sadhra Delta	Prelims	Diff:	5.000	5.000	5.000	5.000	5.000	5.000	81.700		
				Exec:	8.300	9.350	8.600	8.900	8.400	7.850			
				ND:	—	0.100	—	—	0.100	0.100			
				Final:	13.300	14.450	13.600	13.900	13.500	12.950			
			Finals	Diff:	5.000	5.000	5.000	5.000	5.000	5.000		76.800	
				Exec:	8.000	7.400	8.150	6.850	7.650	8.450			
				ND:	0.100	0.100	—	—	—	0.100			
				Final:	13.100	12.500	13.150	11.850	12.650	13.550			
				Combined Total:									158.500
				7	693	Nicolas Apostol Surrey	Prelims	Diff:	5.000	4.000			4.000
Exec:	8.400	9.350	8.600					9.000	9.200	8.600			
ND:	—	0.100	0.100					—	0.100	0.100			
Final:	13.400	13.450	12.700					13.500	13.300	12.700			
Finals	Diff:	5.000	4.000				4.000	4.500	4.000	4.000	78.600		
	Exec:	8.600	8.650				8.550	9.200	8.750	8.950			
	ND:	0.100	0.100				—	—	0.100	0.100			
	Final:	13.700	12.750				12.550	13.700	12.850	13.050			
	Combined Total:							157.650					
	8	700	Andrew Schmidt Twisters				Prelims	Diff:	5.000	5.000		5.000	5.000
Exec:				8.200	8.300	8.350		9.200	4.050	7.950			
ND:				—	0.100	—		0.100	0.000	—			
Final:				13.200	13.400	13.350		14.300	9.050	12.950			
Finals				Diff:	5.000	5.000	5.000	5.000	5.000	5.000	77.900		
				Exec:	8.350	7.500	8.100	9.050	8.050	6.850			
				ND:	—	—	—	-0.100	0.100	—			
				Final:	13.350	12.500	13.100	13.950	13.150	11.850			
				Combined Total:								154.150	
				9	684	Addyson Cheladyn Kerrigan	Prelims	Diff:	4.500	4.000		4.000	4.500
Exec:	8.650	8.950	7.900					8.600	8.600	8.000			
ND:	0.100	0.100	—					—	0.100	—			
Final:	13.250	13.050	11.900					13.100	12.700	12.000			
Finals	Diff:	4.500	4.000				4.000	4.500	4.000	4.000	76.800		
	Exec:	8.000	9.200				8.150	8.300	8.750	9.100			
	ND:	—	0.100				—	—	0.100	0.100			
	Final:	12.500	13.300				12.150	12.800	12.850	13.200			
	Combined Total:							152.800					
	10	685	Brian Fong Kerrigan				Prelims	Diff:	4.500	4.500		5.000	4.500
Exec:				8.100	7.750	7.500		9.300	6.800	7.450			
ND:				0.100	—	—		0.100	0.000	—			
Final:				12.700	12.250	12.500		13.900	11.300	11.950			
Finals				Diff:	4.500	3.000	5.000	4.500	4.500	4.500	74.650		
				Exec:	8.150	5.500	8.300	9.350	8.400	8.550			
				ND:	0.100	—	—	0.100	0.100	0.100			
				Final:	12.750	8.500	13.300	13.950	13.000	13.150			
				Combined Total:								149.250	

2010 BC Championships Sunday

HP Argo Combined Men







Sunday, April 11

Place	Num	Name/Gym								AA		
11	694	Francois Barnard Twisters	Prelims	Diff:	2.500	4.000	4.000	4.500	4.000	4.000	67.950	
				Exec:	7.850	9.400	7.200	8.900	8.200	7.600		
				ND:	0.100	0.100	-2.500	0.100	-2.000	_____		
				Final:	10.450	13.500	8.700	13.500	10.200	11.600		
			Finals	Diff:	4.000	4.000	4.000	4.500	4.000	4.000		
				Exec:	8.800	9.100	8.450	9.250	8.600	9.000		
				ND:	0.100	0.100	0.100	_____	0.100	0.100		
				Final:	12.900	13.200	12.550	13.750	12.700	13.100		
				Combined Total:								146.150
				12T	689	Kolten Marino Okanagan	Prelims	Diff:	4.000	4.000		4.000
Exec:	8.400	8.700	7.850					8.800	8.100	8.050		
ND:	_____	_____	_____					0.100	0.100	-3.000		
Final:	12.400	12.700	11.850					13.400	12.200	9.050		
Finals	Diff:	4.000	4.000				4.000	4.500	4.000	4.000		
	Exec:	7.950	5.450				8.500	9.000	8.300	8.200		
	ND:	0.100	0.100				0.100	-0.300	0.100	0.100		
	Final:	12.050	9.550				12.600	13.200	12.400	12.300		
	Combined Total:							143.700				
	12T	698	Cohen Kiers Twisters				Prelims	Diff:	4.000	4.000	4.000	4.500
Exec:				7.500	8.650	6.600		8.800	7.400	7.050		
ND:				_____	0.100	_____		0.100	0.100	0.100		
Final:				11.500	12.750	10.600		13.400	11.500	11.150		
Finals				Diff:	4.000	4.000	4.000	4.500	4.000	4.000		
				Exec:	7.650	8.200	6.900	9.400	7.800	7.850		
				ND:	0.100	_____	0.100	0.100	0.100	0.100		
				Final:	11.750	12.200	11.000	14.000	11.900	11.950		
				Combined Total:							143.700	
				14	699	Jack Legresley Twisters	Prelims	Diff:	5.000	5.000	5.000	5.000
Exec:	8.050	6.950	7.300					7.800	5.950	7.750		
ND:	0.100	0.100	_____					_____	0.000	_____		
Final:	13.150	12.050	12.300					12.800	10.950	12.750		
Finals	Diff:	5.000	5.000				1.800	5.000	5.000	5.000		
	Exec:	7.950	6.550				7.750	6.850	5.300	7.550		
	ND:	0.100	_____				_____	_____	0.100	_____		
	Final:	13.050	11.550				9.550	11.850	10.400	12.550		
	Combined Total:							142.950				
	15	681	Mason Webb Delta				Prelims	Diff:	4.000	4.000	4.000	4.500
Exec:				7.100	8.800	7.100		9.400	6.550	6.950		
ND:				_____	_____	-2.500		_____	0.100	_____		
Final:				11.100	12.800	8.600		13.900	10.650	10.950		
Finals				Diff:	4.000	4.000	4.000	4.000	4.000	4.000		
				Exec:	7.750	8.350	8.100	9.600	7.400	7.650		
				ND:	_____	0.100	0.100	_____	-2.100	_____		
				Final:	11.750	12.450	12.200	13.600	9.300	11.650		
				Combined Total:							138.950	

2010 BC Championships Sunday

HP Argo Combined Men







Sunday, April 11

Place	Num	Name/Gym								AA			
16	697	Agayapal Gill Twisters	Prelims	Diff:	4.000	4.000	4.000	4.500	4.000	4.000	69.850		
				Exec:	7.850	9.050	8.000	8.700	7.650	6.300			
				ND:	0.100	0.100	-2.500	_____	0.000	0.100			
				Final:	11.950	13.150	9.500	13.200	11.650	10.400			
			Finals	Diff:	4.000	4.000	1.500	4.500	4.000	4.000		68.900	
				Exec:	8.200	6.550	8.150	8.850	8.000	7.150			
				ND:	0.100	0.100	_____	-0.300	0.100	_____			
				Final:	12.300	10.650	9.650	13.050	12.100	11.150			
				Combined Total:									138.750
				17	687	Cameron Jarivs Langley	Prelims	Diff:	4.000	4.000			4.000
Exec:	8.450	7.650	6.900					8.600	7.150	5.600			
ND:	0.100	_____	_____					0.100	0.100	0.100			
Final:	12.550	11.650	10.900					13.200	11.250	9.700			
Finals	Diff:	4.000	4.000				1.500	4.000	4.000	4.000	66.450		
	Exec:	8.100	6.050				8.450	9.500	8.150	6.100			
	ND:	0.100	0.100				0.100	_____	0.100	-1.800			
	Final:	12.200	10.150				10.050	13.500	12.250	8.300			
	Combined Total:							135.700					
	18	688	Yan Pisaryk Marble				Prelims	Diff:	4.000	4.000		4.000	4.000
Exec:				8.150	8.800	7.850		7.800	7.350	8.350			
ND:				0.100	0.100	-2.500		_____	0.000	-3.000			
Final:				12.250	12.900	9.350		11.800	11.350	9.350			
Finals				Diff:	4.000	4.000	1.500	4.000	4.000	4.000	67.850		
				Exec:	7.900	7.650	8.300	8.700	7.750	8.950			
				ND:	_____	0.100	_____	_____	_____	-3.000			
				Final:	11.900	11.750	9.800	12.700	11.750	9.950			
				Combined Total:								134.850	
				19	680	Callum Siltberg Delta	Prelims	Diff:	4.000	4.000		4.000	4.500
Exec:	8.100	8.600	6.550					9.000	7.650	8.350			
ND:	_____	0.100	0.100					_____	0.100	-2.200			
Final:	12.100	12.700	10.650					13.500	11.750	10.150			
Finals	Diff:	4.000	0.500				1.500	4.000	4.000	4.000	61.800		
	Exec:	7.950	3.850				8.650	8.900	7.950	6.100			
	ND:	0.100	0.000				0.100	_____	0.100	0.100			
	Final:	12.050	4.350				10.250	12.900	12.050	10.200			
	Combined Total:							132.650					
	20	695	Dawson Friesen Twisters				Prelims	Diff:	4.000	4.000		4.000	4.500
Exec:				8.650	9.350	8.250		9.100	7.400	8.000			
ND:				_____	0.100	-2.400		0.100	0.100	_____			
Final:				12.650	13.450	9.850		13.700	11.500	12.000			
Finals				Diff:	4.000	4.000	1.500	4.500	4.000	4.000	57.650		
				Exec:	8.150	8.100	8.050	0.000	8.050	7.600			
				ND:	_____	0.100	0.100	-4.500	_____	_____			
				Final:	12.150	12.200	9.650	0.000	12.050	11.600			
				Combined Total:								130.800	

2010 BC Championships Sunday

HP Argo Combined Men

Sunday, April 11

Place	Num	Name/Gym								AA
21	692	Chris Kaji Richmond	Prelims	Diff: 4.500	4.000	4.000	4.000	4.000	0.000	
				Exec: 8.800	9.350	8.150	8.500	7.850	0.000	
				ND: .	0.100	.	.	0.100	.	
				Final: 13.300	13.450	12.150	12.500	11.950	0.000	63.350
			Finals	Diff: 4.500	4.000	4.000	4.000	4.000	0.000	
				Exec: 8.450	8.700	8.500	9.100	8.050	0.000	
				ND: .	0.100	0.100	.	0.100	.	
				Final: 12.950	12.800	12.600	13.100	12.150	0.000	63.600
									Combined Total:	126.950

HP Tyro Results

Level HT - All Age Divisions
All Sessions Combined

Judge's Signatures

4/11/2010

Place	Num	Name/Gym			Floor	Pommel	Rings	Vault	P Bars	H Bar	AA			
1	707	Joshua Stuart Richmond	Prelims	Diff:	5.000	5.000	5.000	4.500	5.000	5.000	82.750			
				Exec:	8.950	9.450	9.100	9.100	8.900	9.550				
				ND:	_____	0.100	0.100	_____	-2.100	0.100				
				Final:	<u>13.950</u>	<u>14.550</u>	<u>14.200</u>	<u>13.600</u>	<u>11.800</u>	<u>14.650</u>				
			Finals	Diff:	4.600	4.300	4.400	3.600	3.800	4.100	77.450			
				Exec:	7.250	8.850	8.950	9.500	8.650	9.150				
				ND:	_____	0.100	0.100	0.100	_____	_____				
				Final:	<u>11.850</u>	<u>13.250</u>	<u>13.450</u>	<u>13.200</u>	<u>12.450</u>	<u>13.250</u>				
			Combined Total:											160.200
			2	706	Scott Nabata KATTS	Prelims	Diff:	4.100	5.000	5.000	4.500	5.000	5.000	79.000
Exec:	8.400	9.100					7.950	8.300	7.250	9.300				
ND:	_____	0.100					_____	_____	0.000	_____				
Final:	<u>12.500</u>	<u>14.200</u>					<u>12.950</u>	<u>12.800</u>	<u>12.250</u>	<u>14.300</u>				
Finals	Diff:	4.400				3.800	4.100	3.600	4.200	4.100	76.100			
	Exec:	8.050				8.600	8.250	9.250	8.200	9.350				
	ND:	_____				0.100	_____	_____	_____	0.100				
	Final:	<u>12.450</u>				<u>12.500</u>	<u>12.350</u>	<u>12.850</u>	<u>12.400</u>	<u>13.550</u>				
Combined Total:											155.100			
3	705	Jaz Clapham HarbourCity				Prelims	Diff:	5.000	5.000	5.000	4.500	5.000	5.000	78.300
			Exec:	8.300	8.700		8.350	9.300	7.850	8.000				
			ND:	_____	_____		_____	0.100	0.000	-1.800				
			Final:	<u>13.300</u>	<u>13.700</u>		<u>13.350</u>	<u>13.900</u>	<u>12.850</u>	<u>11.200</u>				
			Finals	Diff:	4.400	4.000	3.900	3.600	3.500	3.200	72.050			
				Exec:	8.300	8.850	7.100	9.200	7.050	8.850				
				ND:	_____	0.100	_____	_____	_____	_____				
				Final:	<u>12.700</u>	<u>12.950</u>	<u>11.000</u>	<u>12.800</u>	<u>10.550</u>	<u>12.050</u>				
			Combined Total:											150.350
			4	708	Gordie Kordas Surrey	Prelims	Diff:	5.000	5.000	5.000	4.500	5.000	5.000	74.800
Exec:	8.150	8.750					8.050	8.000	7.350	7.100				
ND:	_____	0.100					_____	_____	-2.200	_____				
Final:	<u>13.150</u>	<u>13.850</u>					<u>13.050</u>	<u>12.500</u>	<u>10.150</u>	<u>12.100</u>				
Finals	Diff:	4.000				4.200	4.000	3.000	3.500	3.800	71.650			
	Exec:	8.650				6.550	8.150	8.950	8.000	8.650				
	ND:	_____				0.100	_____	_____	_____	0.100				
	Final:	<u>12.650</u>				<u>10.850</u>	<u>12.150</u>	<u>11.950</u>	<u>11.500</u>	<u>12.550</u>				
Combined Total:											146.450			
5	702	Aaron Mah Phoenix				Prelims	Diff:	5.000	5.000	5.000	3.000	5.000	5.000	71.100
			Exec:	8.900	6.300		8.300	8.900	6.550	9.450				
			ND:	_____	0.100		-2.500	_____	-3.000	0.100				
			Final:	<u>13.900</u>	<u>11.400</u>		<u>10.800</u>	<u>11.900</u>	<u>8.550</u>	<u>14.550</u>				
			Finals	Diff:	4.300	4.000	4.100	2.800	4.000	3.900	70.350			
				Exec:	7.700	6.650	7.450	8.500	7.500	9.150				
				ND:	_____	0.100	_____	_____	0.100	0.100				
				Final:	<u>12.000</u>	<u>10.750</u>	<u>11.550</u>	<u>11.300</u>	<u>11.600</u>	<u>13.150</u>				
			Combined Total:											141.450

HP Tyro Results

Level HT - All Age Divisions
 All Sessions Combined

4/11/2010

Place	Num	Name/Gym		Floor	Pommel	Rings	Vault	P Bars	H Bar	AA			
6	703	Alex Farquharson Delta	Prelims	Diff:	3.000	5.000	5.000	3.000	5.000	5.000			
				Exec:	7.950	5.650	7.200	9.000	8.000	7.000			
				ND:	_____	-3.900	-5.000	_____	-5.100	-1.800			
				Final:	<u>10.950</u>	<u>6.750</u>	<u>7.200</u>	<u>12.000</u>	<u>7.900</u>	<u>10.200</u>	55.000		
			Finals	Diff:	2.600	3.600	3.100	2.800	2.600	2.600			
				Exec:	9.350	6.400	8.100	8.700	8.850	8.050			
				ND:	0.100	0.100	_____	_____	0.100	_____			
				Final:	<u>12.050</u>	<u>10.100</u>	<u>11.200</u>	<u>11.500</u>	<u>11.550</u>	<u>10.650</u>	67.050		
				Combined Total:									<u>122.050</u>

Youth

Level YT - All Age Divisions Session 8HY

4/11/2010

Rank	Num	Name	Gym		Floor	Pommel	Rings	Vault	P Bars	H Bar	AA
1	666	Steven Chaplin	Twisters	Diff:	3.000	2.400	2.500	4.000	2.800	2.500	
				Exec:	8.400	8.500	7.600	9.200	8.500	8.350	
				ND:	0.100	0.100					
				Final:	11.500	11.000	10.100	13.200	11.300	10.850	67.950
				Place:	1	1	5	1	2	2	1
2	665	Vladimir Djuric	Surrey	Diff:	2.900	2.400	2.700	3.800	2.600	2.500	
				Exec:	8.550	8.100	7.950	8.600	8.650	8.400	
				ND:		0.100			0.100		
				Final:	11.450	10.600	10.650	12.400	11.350	10.900	67.350
				Place:	2	2	1T	6	1	1	2
3	669	James Robinson	Twisters	Diff:	2.600	2.400	2.500	3.400	2.500	2.200	
				Exec:	7.850	7.700	8.050	9.050	7.950	7.950	
				ND:		0.100		-0.300		0.100	
				Final:	10.450	10.200	10.550	12.150	10.450	10.250	64.050
				Place:	6	3	3	7	3	3T	3
4	663	Zachary Starko	Delta	Diff:	2.300	2.400	2.100	3.800	2.300	2.000	
				Exec:	8.300	7.500	8.250	8.700	7.750	6.800	
				ND:		0.100			0.100		
				Final:	10.600	10.000	10.350	12.500	10.150	8.800	62.400
				Place:	5	4*	4	4	4	6	4
5	668	Kyle Machibroda-Ames	Twisters	Diff:	2.500	2.400	2.400	3.400	2.600	1.900	
				Exec:	8.650	7.500	8.250	9.150	7.250	8.750	
				ND:	0.100	0.100		0.100		-6.000	
				Final:	11.250	10.000	10.650	12.650	9.850	4.650	59.050
				Place:	3	4*	1T	2	5	7	5
6	667	Eric Legresley	Twisters	Diff:	2.800	2.400	2.100	3.400	2.400	2.200	
				Exec:	7.900	6.550	7.600	9.050	5.050	7.250	
				ND:		0.100	-0.900				
				Final:	10.700	9.050	8.800	12.450	7.450	9.450	57.900
				Place:	4	6	6	5	7	5	6
7	664	Brian Fong	Marble	Diff:	3.000	0.000	2.300	3.400	2.600	2.700	
				Exec:	6.650	0.000	7.150	9.150	7.000	7.550	
				ND:		0.000	-1.000				
				Final:	9.650	0.000	8.450	12.550	9.600	10.250	50.500
				Place:	7	7	7	3	6	3T	7