







# 2010 BC Championships

## HP Junior Men







Sunday, April 11

Rank	Num	Name	Gym							AA
1	713	Robert Watson	Richmond	Diff: 5.700	4.900	5.300	5.400	4.900	5.300	
				Exec: 8.300	7.950	8.950	7.900	9.450	8.600	
				ND: .	.	.	.	0.000	.	
				Final: <u>14.000</u>	<u>12.850</u>	<u>14.250</u>	<u>13.300</u>	<u>14.350</u>	<u>13.900</u>	<b>82.650</b>
				Place: 2	1	1	2	1	1	1
2	712	Kal Nemier	Flicka	Diff: 4.800	3.700	4.000	5.400	4.300	3.900	
				Exec: 9.300	8.700	8.700	9.200	9.000	8.000	
				ND: .	.	.	.	0.000	.	
				Final: <u>14.100</u>	<u>12.400</u>	<u>12.700</u>	<u>14.600</u>	<u>13.300</u>	<u>11.900</u>	79.000
				Place: 1	2	3	1	2	3	2
3	711	Devy Dyson	Delta	Diff: 4.400	3.800	4.600	4.600	4.500	3.600	
				Exec: 7.950	8.000	8.350	8.500	7.100	8.350	
				ND: .	.	.	.	0.000	.	
				Final: <u>12.350</u>	<u>11.800</u>	<u>12.950</u>	<u>13.100</u>	<u>11.600</u>	<u>11.950</u>	73.750
				Place: 3	3	2	3	3	2	3

# 2010 BC Championships

## HP Senior Men







Sunday, April 11

Rank	Num	Name	Gym							AA
1	717	Jason Scott	Richmond	Diff: 5.300	4.600	5.500	5.400	4.800	5.100	
				Exec: 6.300	6.850	8.550	7.800	8.250	8.750	
				ND: .	.	.	-0.300	0.000	.	
				Final: <u>11.600</u>	<u>11.450</u>	<u>14.050</u>	<u>12.900</u>	<u>13.050</u>	<u>13.850</u>	<b>76.900</b>
				Place: 3	2	1	3	2	1	1
2	715	Chris Sheremeta	Delta	Diff: 4.600	4.700	4.500	5.400	4.200	3.800	
				Exec: 7.450	8.200	8.400	8.500	7.200	8.550	
				ND: .	.	.	-0.300	0.000	.	
				Final: <u>12.050</u>	<u>12.900</u>	<u>12.900</u>	<u>13.600</u>	<u>11.400</u>	<u>12.350</u>	75.200
				Place: 2	1	2	2	3	3	2
3	714	Hood Michael	Delta	Diff: 4.500	4.300	3.900	4.600	4.000	4.400	
				Exec: 8.600	5.750	8.000	9.100	9.100	8.750	
				ND: .	.	.	.	0.000	.	
				Final: <u>13.100</u>	<u>10.050</u>	<u>11.900</u>	<u>13.700</u>	<u>13.100</u>	<u>13.150</u>	75.000
				Place: 1	3	3	1	1	2	3

# 2010 BC Championships

## Open Men

Sunday, April 11







Rank	Num	Name	Gym							AA
1	674	Scott Morgan	Flicka	Diff: 4.800 Exec: 8.650 ND: . Final: <b>13.450</b> Place: 1	2.800 8.525 0.100 11.425 3	4.400 8.900 . 13.300 1	6.200 9.000 . 15.200 1	3.000 9.150 0.100 12.250 1	3.100 9.400 . 12.500 1	<b>78.125</b> 1
2	677	Jonathan Osers	Twisters	Diff: 4.200 Exec: 8.650 ND: 0.100 Final: 12.950 Place: 2	2.900 8.750 . 11.650 2	3.200 8.700 . 11.900 3	4.000 9.200 . 13.200 3T	3.000 9.050 0.000 12.050 2	2.700 8.250 . 10.950 4	72.700 2
3	675	Cody Briggs	Okanagan	Diff: 3.200 Exec: 8.950 ND: . Final: 12.150 Place: 4	2.800 9.100 . 11.900 1	3.000 8.650 . 11.650 4	4.600 8.700 . 13.300 2	2.700 8.850 0.000 11.550 4	3.200 8.750 . 11.950 3	72.500 3
4	672	Daniel Willems	Delta	Diff: 3.200 Exec: 8.350 ND: 0.100 Final: 11.650 Place: 6T	2.300 7.900 -1.000 9.200 7	3.700 8.600 . 12.300 2	4.600 8.600 . 13.200 3T	3.100 8.500 0.000 11.600 3	2.700 9.350 0.100 12.150 2	70.100 4
5	671	Leif Tuura	Delta	Diff: 2.900 Exec: 8.650 ND: 0.100 Final: 11.650 Place: 6T	3.200 8.200 . 11.400 4	3.500 7.250 . 10.750 6	4.200 8.900 . 13.100 5	2.900 8.050 0.100 11.050 7	2.100 8.300 . 10.400 7	68.350 5
6	670	Jackson Ross	Delta	Diff: 2.800 Exec: 8.500 ND: 0.100 Final: 11.400 Place: 8	2.800 7.950 0.100 10.850 5	3.400 7.750 . 11.150 5	4.000 8.300 . 12.300 7	2.800 8.200 0.100 11.100 6	2.500 8.350 . 10.850 5	67.650 6
7	676	Charles Haycock	Twisters	Diff: 3.300 Exec: 8.550 ND: 0.100 Final: 11.950 Place: 5	2.900 7.150 . 10.050 6	2.200 8.450 . 10.650 7	4.000 8.100 . 12.100 8	2.900 8.200 0.100 11.200 5	2.500 8.300 . 10.800 6	66.750 7
8	673	William Erichson	Flicka	Diff: 3.400 Exec: 8.800 ND: . Final: 12.200 Place: 3	2.600 7.150 -1.000 8.750 8	2.400 7.600 . 10.000 8	4.000 8.700 . 12.700 6	2.700 8.100 0.100 10.900 8	2.000 7.550 -1.000 8.550 8	63.100 8

# 2010 BC Championships

## Level 3 Under 13

### Men

Sunday, April 11







Rank	Num	Name	Gym							AA
1	643	Hyugo Ishida	Surrey	Diff: 2.300 Exec: 9.300 ND: . Final: 11.600 Place: 3T	2.600 9.250 0.100 11.950 3T	2.200 9.600 0.100 11.900 1	3.800 9.500 . 13.300 1	1.900 9.550 0.100 11.550 1	2.100 9.300 0.100 11.500 1	71.800 1
2	645	Voncan Omid	Surrey	Diff: 2.400 Exec: 8.800 ND: . Final: 11.200 Place: 12T	2.600 9.300 0.100 12.000 2	2.200 9.150 0.000 11.350 2T	3.800 9.300 0.100 13.200 2	2.000 9.350 . 11.350 2	2.100 9.200 . 11.300 2	70.400 2
3	646	Aidan Wilson	Surrey	Diff: 2.100 Exec: 9.400 ND: 0.100 Final: 11.600 Place: 3T	2.400 9.250 0.100 11.750 6*	2.000 9.350 . 11.350 2T	3.400 9.000 . 12.400 6T	1.900 9.200 0.100 11.200 3T	1.900 8.600 0.100 10.600 8	68.900 3
4	640	Liam Dawson	Okanagan	Diff: 2.200 Exec: 9.450 ND: . Final: 11.650 Place: 2	2.600 9.350 0.100 12.050 1	2.200 8.600 0.000 10.800 6	3.400 9.200 0.100 12.700 3	1.900 9.050 0.100 11.050 6	1.900 8.250 . 10.150 13T	68.400 4
5T	650	Nickolas Thiessen	Twisters	Diff: 2.500 Exec: 8.800 ND: . Final: 11.300 Place: 10	2.300 9.200 0.100 11.600 9	2.000 8.950 0.000 10.950 4T	3.000 9.600 . 12.600 5	1.800 8.200 . 10.000 16T	2.100 8.450 . 10.550 9	67.000 5T
5T	634	Victor Blaine	Langley	Diff: 2.100 Exec: 9.300 ND: . Final: 11.400 Place: 6	2.600 9.200 0.100 11.900 5	2.100 8.250 0.000 10.350 14	3.000 9.350 . 12.350 8*	1.900 8.050 0.100 10.050 14T	1.900 8.950 0.100 10.950 4	67.000 5T
7	632	Adrian Kask	Kerrigan	Diff: 2.300 Exec: 9.050 ND: . Final: 11.350 Place: 7T	2.400 9.250 0.100 11.750 6*	2.100 8.250 0.100 10.450 12T	3.000 9.350 . 12.350 8*	2.000 8.100 . 10.100 13	1.900 8.750 . 10.650 6T	66.650 7
8T	628	Aidan Paige	FlipCity	Diff: 2.200 Exec: 8.650 ND: . Final: 10.850 Place: 18	2.500 9.350 0.100 11.950 3T	2.000 7.850 0.000 9.850 19	3.000 9.650 . 12.650 4	2.000 8.100 0.100 10.200 9T	2.100 8.800 0.100 11.000 3	66.500 8T
8T	631	Daniel Wood	Glacier	Diff: 2.200 Exec: 9.150 ND: . Final: 11.350 Place: 7T	2.300 9.000 0.100 11.400 16	2.000 8.650 0.000 10.650 9	3.000 9.000 . 12.000 16*	1.900 9.100 0.100 11.100 5	2.100 7.900 . 10.000 16	66.500 8T

# 2010 BC Championships

## Level 3 Under 13

### Men

Sunday, April 11







Rank	Num	Name	Gym							AA
10	639	Eric Wiebe	Lion'sPride	Diff: 2.100	1.900	2.100	3.000	1.900	2.100	
				Exec: 9.100	8.850	8.500	8.700	9.200	7.300	
				ND: .	0.100	0.100	.	0.100	0.100	
				Final: 11.200	10.850	10.700	11.700	11.200	9.500	65.150
				Place: 12T	19	8	24	3T	21	10
11	626	Connor Lyszczyk	Delta	Diff: 2.100	2.300	2.000	3.000	1.900	1.900	
				Exec: 8.550	9.050	8.650	9.150	7.350	8.400	
				ND: 0.100	0.100	0.100	.	.	.	
				Final: 10.750	11.450	10.750	12.150	9.250	10.300	64.650
				Place: 19	15	7	14	23	11	11
12	637	Brandon Macdonald	Langley	Diff: 2.100	2.500	1.900	3.000	2.000	1.900	
				Exec: 9.500	8.950	8.150	8.850	7.250	7.750	
				ND: 0.100	0.100	0.000	.	0.100	0.100	
				Final: 11.700	11.550	10.050	11.850	9.350	9.750	64.250
				Place: 1	10T	16T	22*	22	17T	12
13	642	Kevin Hignell	Surrey	Diff: 2.100	2.300	2.000	3.000	1.900	2.100	
				Exec: 9.000	9.200	8.500	8.800	8.200	6.800	
				ND: .	.	0.000	0.100	0.100	.	
				Final: 11.100	11.500	10.500	11.900	10.200	8.900	64.100
				Place: 15	12*	10*	20T	9T	25T	13
14	630	Quinn Barron	Glacier	Diff: 2.100	2.000	2.000	3.000	2.100	1.900	
				Exec: 8.550	8.400	8.950	9.000	7.500	8.350	
				ND: .	0.100	0.000	.	.	.	
				Final: 10.650	10.500	10.950	12.000	9.600	10.250	63.950
				Place: 20T	22	4T	16*	21	12	14
15	635	Sekai Fleming	Langley	Diff: 2.200	2.500	1.900	3.000	2.000	1.900	
				Exec: 8.350	9.100	7.350	9.100	8.000	8.100	
				ND: 0.100	0.100	0.000	.	.	0.100	
				Final: 10.650	11.700	9.250	12.100	10.000	10.100	63.800
				Place: 20T	8	22	15	16T	15	15
16	647	Elijah Horner	Twisters	Diff: 2.200	2.400	2.000	3.000	2.100	1.900	
				Exec: 9.050	9.050	8.050	9.350	8.550	6.000	
				ND: .	0.100	0.000	.	.	.	
				Final: 11.250	11.550	10.050	12.350	10.650	7.900	63.750
				Place: 11	10T	16T	8*	7	28	16
17	649	Curtis Olivier	Twisters	Diff: 2.200	2.300	1.900	3.000	2.100	2.100	
				Exec: 8.700	9.200	8.650	9.250	7.950	8.450	
				ND: 0.100	.	-3.000	.	.	0.100	
				Final: 11.000	11.500	7.550	12.250	10.050	10.650	63.000
				Place: 16	12*	26	13	14T	6T	17
18	629	Keaghan Reed	FlipCity	Diff: 2.200	2.100	2.200	3.000	1.900	1.900	
				Exec: 7.800	8.200	8.250	9.300	8.150	7.200	
				ND: .	.	0.000	.	0.100	.	
				Final: 10.000	10.300	10.450	12.300	10.150	9.100	62.300
				Place: 25	23	12T	11T	12	23T	18

# 2010 BC Championships

## Level 3 Under 13

### Men

Sunday, April 11







Rank	Num	Name	Gym							AA
19	648	Wyatt Lavers	Twisters	Diff: 2.200	2.400	2.100	3.000	2.100	2.100	
				Exec: 7.850	8.800	7.200	8.800	7.550	8.050	
				ND: .	.	0.000	0.100	.	.	
				Final: 10.050	11.200	9.300	11.900	9.650	10.150	62.250
				Place: 24	18	20*	20T	20	13T	19
20	638	Kevin Keddy	Lion'sPride	Diff: 2.100	1.900	2.000	3.000	1.900	2.100	
				Exec: 7.650	8.850	8.000	8.250	8.700	7.400	
				ND: .	.	0.000	.	.	0.100	
				Final: 9.750	10.750	10.000	11.250	10.600	9.600	61.950
				Place: 26	20	18	26	8	19T	20
21	641	Stephen Hiscock	Okanagan	Diff: 2.200	2.300	2.000	3.000	1.800	1.900	
				Exec: 8.750	8.900	8.100	6.850	7.400	8.900	
				ND: .	0.100	0.000	.	-1.000	.	
				Final: 10.950	11.300	10.100	9.850	8.200	10.800	61.200
				Place: 17	17	15	27	28	5	21
22	625	Douglas Carroll	Delta	Diff: 2.100	2.400	1.800	3.000	1.900	1.900	
				Exec: 9.250	9.000	8.500	9.300	8.100	8.400	
				ND: 0.100	0.100	-5.000	0.100	.	0.100	
				Final: 11.450	11.500	5.300	12.400	10.000	10.400	61.050
				Place: 5	12T	27	6T	16T	10	22
23	636	Bryce Kuypers	Langley	Diff: 2.100	2.400	2.000	3.000	1.900	2.100	
				Exec: 8.950	8.100	7.200	9.000	6.900	7.000	
				ND: 0.100	0.100	0.100	.	.	.	
				Final: 11.150	10.600	9.300	12.000	8.800	9.100	60.950
				Place: 14	21	20*	16*	25	23T	23
24	644	Duncan Losin	Surrey	Diff: 2.100	2.100	2.100	3.000	1.900	1.900	
				Exec: 6.900	8.100	6.350	8.650	8.100	7.700	
				ND: .	.	0.000	.	.	.	
				Final: 9.000	10.200	8.450	11.650	10.000	9.600	58.900
				Place: 27	24	24	25	16T	19T	24
25	623	Alec Bridgman	Balance	Diff: 2.100	1.500	2.100	3.000	2.100	1.900	
				Exec: 8.550	8.600	6.600	9.000	6.550	6.350	
				ND: .	-1.000	0.100	.	.	.	
				Final: 10.650	9.100	8.800	12.000	8.650	8.250	57.450
				Place: 20T	25	23	16*	27	27	25
26	633	Nicholas Ferguson	Kitimat	Diff: 2.100	1.900	1.900	3.000	1.800	1.900	
				Exec: 8.350	5.800	6.750	8.850	8.150	7.400	
				ND: .	.	-1.000	.	-0.900	.	
				Final: 10.450	7.700	7.650	11.850	9.050	9.300	56.000
				Place: 23	28	25	22*	24	22	26
27	624	Harvey Walshaw-Vaughan	Balance	Diff: 2.100	1.600	0.000	3.000	2.100	1.900	
				Exec: 9.250	8.250	0.000	9.300	6.650	7.000	
				ND: .	-1.000	0.000	.	.	.	
				Final: 11.350	8.850	0.000	12.300	8.750	8.900	50.150
				Place: 7T	26	28	11T	26	25T	27

# 2010 BC Championships

## Level 3 Under 13

### Men







Sunday, April 11

Rank	Num	Name	Gym							AA
28	627	Chase Merrin	Delta	Diff: 0.000	2.200	2.000	0.000	1.900	1.900	
				Exec: 0.000	5.600	8.500	0.000	8.300	7.850	
				ND: .	.	0.000	.	.	.	
				Final: 0.000	7.800	10.500	0.000	10.200	9.750	38.250
				Place: 28	27	10*	28	9T	17T	28

# 2010 BC Championships

## Level 3 13+ Men

Sunday, April 11







Rank	Num	Name	Gym							AA
1	617	John Sandoval	Kerrigan	Diff: 2.100	2.600	2.000	3.000	2.000	1.900	
				Exec: 9.250	9.150	8.250	9.550	8.250	8.950	
				ND: .	0.100	0.000	.	.	0.100	
				Final: 11.350	<b>11.850</b>	10.250	12.550	10.250	<b>10.950</b>	<b>67.200</b>
				Place: 2	<b>1</b>	2	2	2	<b>1</b>	<b>1</b>
2	618	Aaron Cook	Kitimat	Diff: 2.200	2.300	2.000	3.000	1.900	1.900	
				Exec: 9.200	7.500	8.700	9.350	8.450	8.000	
				ND: .	.	0.100	.	.	0.100	
				Final: <b>11.400</b>	9.800	<b>10.800</b>	12.350	<b>10.350</b>	10.000	64.700
				Place: <b>1</b>	2	<b>1</b>	4	<b>1</b>	3	2
3	621	Benoit Latour	PolarTumblers	Diff: 2.300	1.500	2.000	3.800	1.900	1.900	
				Exec: 8.850	6.800	8.000	8.900	8.050	8.150	
				ND: .	-1.000	-1.000	.	.	.	
				Final: 11.150	7.300	9.000	<b>12.700</b>	9.950	10.050	60.150
				Place: 3	5T	4	<b>1</b>	3	2	3
4	615	Andrew May	Balance	Diff: 2.100	1.700	2.100	3.000	1.900	1.900	
				Exec: 8.150	7.950	7.900	8.350	6.450	7.400	
				ND: .	-1.000	0.000	.	.	.	
				Final: 10.250	8.650	10.000	11.350	8.350	9.300	57.900
				Place: 7	3	3	7	6	4	4
5	619	Damon Taylor	Kitimat	Diff: 2.000	1.900	1.900	3.000	1.800	1.800	
				Exec: 8.650	7.450	6.600	8.500	8.250	7.400	
				ND: .	-1.000	0.000	.	-1.000	.	
				Final: 10.650	8.350	8.500	11.500	9.050	9.200	57.250
				Place: 5	4	5	6	4	5	5
6	620	Andrew Crist	PolarTumblers	Diff: 2.100	1.500	1.900	3.800	1.900	1.900	
				Exec: 8.900	6.800	7.800	8.700	6.750	7.150	
				ND: .	-1.000	-3.000	.	.	0.100	
				Final: 11.000	7.300	6.700	12.500	8.650	9.150	55.300
				Place: 4	5T	6	3	5	6	6
7	622	William Rees	PolarTumblers	Diff: 2.100	1.500	1.900	3.000	1.800	0.000	
				Exec: 8.200	6.150	6.600	9.000	5.250	0.000	
				ND: .	-1.000	-3.000	.	-1.000	.	
				Final: 10.300	6.650	5.500	12.000	6.050	0.000	40.500
				Place: 6	7	7	5	7	7	7

# 2010 BC Championships

## Level 4 Under 13

### Men







Sunday, April 11

Rank	Num	Name	Gym							AA
1	718	Michael Sibly	Flicka	Diff: 2.400	2.600	2.000	3.400	2.300	2.200	
				Exec: 9.550	9.250	9.100	8.850	9.400	9.000	
				ND: 0.100	0.100			0.000		
				Final: <b>12.050</b>	11.950	11.100	12.250	<b>11.700</b>	11.200	<b>70.250</b>
				Place: 1	2	4T	5	1	3	1
2	662	Cameron Stanley	Twisters	Diff: 2.600	2.200	2.200	3.000	2.400	2.200	
				Exec: 8.650	9.200	9.050	8.800	8.500	9.350	
				ND: .	0.100	0.000			0.100	
				Final: 11.250	11.500	11.250	11.800	10.900	<b>11.650</b>	68.350
				Place: 3	4	2	6	3	1	2
3	660	Brian Lau	Richmond	Diff: 2.900	2.600	2.100	4.000	2.300	2.200	
				Exec: 7.250	9.300	8.550	8.500	9.100	9.250	
				ND: .		0.000				
				Final: 10.150	11.900	10.650	12.500	11.400	11.450	68.050
				Place: 6	3	6	2	2	2	3
4	658	Mitchell Farquharson	Delta	Diff: 2.200	2.900	2.200	3.800	2.000	2.000	
				Exec: 8.750	9.200	9.000	8.600	8.250	8.200	
				ND: 0.100	0.100	0.000		0.000	0.100	
				Final: 11.050	<b>12.200</b>	11.200	12.400	10.250	10.300	67.400
				Place: 4	1	3	3	4	5	4
5	659	Kevin Naismith	Langley	Diff: 2.500	2.800	2.200	3.800	2.300	2.200	
				Exec: 8.900	6.800	8.800	9.550	7.700	7.500	
				ND: 0.100	0.100	0.100		0.100		
				Final: 11.500	9.700	11.100	<b>13.350</b>	10.100	9.700	65.450
				Place: 2	5T	4T	1	5	6	5
6	661	Noah Behm	Surrey	Diff: 2.400	2.200	2.200	3.400	2.200	2.200	
				Exec: 8.450	7.400	9.000	8.950	7.550	8.650	
				ND: 0.100	0.100	0.100		0.000	0.100	
				Final: 10.950	9.700	<b>11.300</b>	12.350	9.750	10.950	65.000
				Place: 5	5T	1	4	6	4	6

# 2010 BC Championships

## Level 4 13+ Men

Sunday, April 11

Rank	Num	Name	Gym							AA
1	657	Khalil Dhanji	Surrey	Diff: 2.500	2.900	2.200	3.800	2.500	2.200	
				Exec: 9.100	7.800	9.150	9.500	8.350	9.250	
				ND: 0.100	0.100	0.100				
				Final: <b>11.700</b>	10.800	<b>11.450</b>	<b>13.300</b>	10.850	<b>11.450</b>	<b>69.550</b>
				Place: 1	3	1	1	3	1	1
2	654	Tyler Welch	Langley	Diff: 2.600	2.300	2.100	3.800	2.500	2.200	
				Exec: 8.800	8.100	8.450	8.750	8.300	8.550	
				ND: .	0.100	-0.100		0.100	0.100	
				Final: 11.400	10.500	10.450	12.550	10.900	10.850	66.650
				Place: 2	4	5	2T	2	4	2
3	656	Benton Robertson	Richmond	Diff: 2.400	2.200	2.000	3.800	2.000	2.200	
				Exec: 8.400	7.700	8.950	8.750	8.600	8.900	
				ND: .		0.000		0.100		
				Final: 10.800	9.900	10.950	12.550	10.700	11.100	66.000
				Place: 7	6	3	2T	4	3	3
4	652	Jesse Seiler	FlipCity	Diff: 2.700	2.300	2.200	3.800	2.300	2.200	
				Exec: 8.200	6.400	8.500	8.400	8.950	9.000	
				ND: .	0.100	0.100		0.100	0.100	
				Final: 10.900	8.800	10.800	12.200	<b>11.350</b>	11.300	65.350
				Place: 5	7	4	5	1	2	4
5	651	Bradley Gulbranson	Delta	Diff: 2.400	2.200	2.100	3.800	2.300	2.000	
				Exec: 8.450	9.150	9.000	8.450	7.800	7.450	
				ND: .	0.100	0.100				
				Final: 10.850	<b>11.450</b>	11.200	12.250	10.100	9.450	65.300
				Place: 6	1	2	4	7	6	5
6	653	Garrett Brown	HarbourCity	Diff: 2.300	2.500	2.100	3.400	2.300	2.200	
				Exec: 8.850	7.700	9.150	8.500	8.100	8.250	
				ND: .	0.100	-1.000		0.100		
				Final: 11.150	10.300	10.250	11.900	10.500	10.450	64.550
				Place: 3	5	6	6	5	5	6
7	655	Rhys Hathaway	Lion'sPride	Diff: 2.300	2.000	2.000	3.800	2.300	2.200	
				Exec: 8.650	8.850	8.150	7.900	7.950	6.950	
				ND: .	0.100	-0.900				
				Final: 10.950	10.950	9.250	11.700	10.250	9.150	62.250
				Place: 4	2	7	7	6	7	7